



# Price | List

PRICESEFFECTIVE

APRIL 1, 2024



## MODEANAHEIM

4945 E. Hunter Avenue  
Anaheim, CA 92807  
P 714.523.1511  
F 714.522.0875

## MODEAURORA

16265 E. 33rd Drive Suite 20  
Aurora, CO 80011  
P 303.934.2317  
F 303.934.3956

Toll Free 1.800.836.8246

**MODE**  
superior products by design

[modedistributing.com](http://modedistributing.com)

# SINCE 1956

The Lofra brand stands for 68 years of experience, passion, and quality.



Lofra, one of the most prestigious and well-recognized brands in the world, has been manufacturing high-quality home appliances since 1956 and has always been inspired to create products that will satisfy even the most demanding customers.

Designed and manufactured in the hills around the city of Padua, each Lofra Appliance is carefully designed and built with the high-quality standards of a "Made in Italy" brand.

Mangia bene, vivi felice  
Eat well, live happy





# COOK IN ITALIAN

LOFRA MAKES MEAL PREP EASY WITH MULTI-FUNCTION COOKING OPTIONS TO ACCOMMODATE ANY CULINARY CREATION.



## DEFROSTING



Speed up defrosting time without par-cooking with unheated fan circulation.

## OVEN LIGHT + DOUGH RISING



The oven light will be turned on and will remain illuminated throughout the cooking cycle. The light may also aid in the rising of your favorite doughs.

## CONVENTIONAL COOKING



The most traditional and widely utilized cooking methods as it provides heat from both the top and bottom, allowing food to cook evenly.

## EUROPEAN CONVECTION



Prevent flavor transfer with the use of the European element combined with the convection fan. Best for food that should be well-cooked in the middle, but not well-done on the exterior.

## CONVECTION BAKE



Traditional baking with heat on the top and bottom being evenly distributed throughout the cavity with fan circulation. Use this for the quickest and most even cooking both inside and out.

## BOTTOM HEAT



This bottom heat source is perfect for crisping up a pizza or quiche crust. It can even be used for moist slow cooked dishes.

## CONVECTION BROIL



Activate the convection fan along with the broiler for an even distribution of intense heat. Ideal for grilling & browning – the outside becomes crisp, and the inside remains moist.

The upper element is activated for a slow and delicate heat. Suitable for foods that must remain dry yet well-cooked on the inside.

## TOP HEAT



## MAXI BROIL




Powerful and direct heat from the broil element. Best for melting and browning quickly without overcooking.

## GRILLING




The upper grill element provides a high and focused heat. Perfect for grilling meats, fish & vegetables.

## MAIN FEATURES



### REAL METAL KNOBS & HANDRAILS

Lofra's quality is visible in every little detail including its signature knobs and handrails.



### TRIPLE TEMPERED GLAZED GLASS DOORS

Each oven door is built with three panels of glass, a design that keeps heat locked inside of the oven cavity and reduces the external surface temperature of the ovens exterior to ensure safety while also reducing energy consumption.



### BRASS BURNERS

Each Lofra semi-sealed burner provides efficiency for optimal cooking performance. Beautifully crafted and functional with cast iron burner caps and easily removed parts for cleaning and maintenance.



### TELESCOPIC SHELF SUPPORTS

Special guides allow for easy access for turning and basting while also adding protection against overturned trays.



### COOLING FAN

Lofra's uniquely designed cooling fan system is designed to prevent hot air from damaging the range controls. Cold air enters the oven door from below and warm air vents out through an incorporated vent above the door handle.



### GREASE FILTER

The grease filter covers the primary convection fan and ensures that the oven cavity is always clean. The filter is easily removed for maintenance and cleaning.



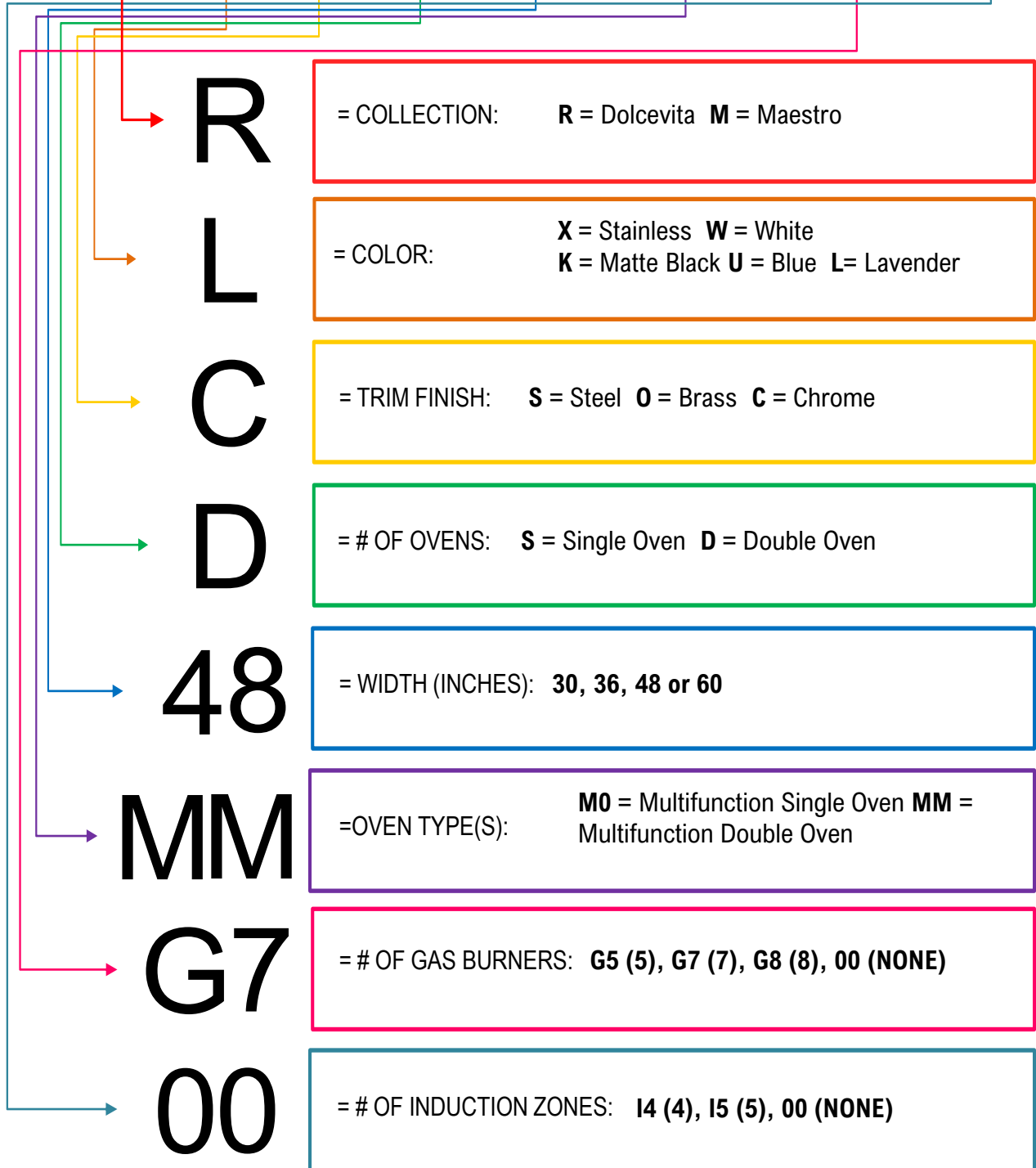




## BUILD YOUR LOFRA MODEL NUMBER GUIDE

EXAMPLE: Dolcevita 48-inch Dual Fuel Double Multi-Function Oven Range w/ 8 Gas Burners - Lavender w/ Chrome Trim

**R L C D 48 MM G7 00**



# TABLE OF CONTENTS



7	LOFRA DOLCEVITA
13	LOFRA MAESTRO
15	LOFRA HOOD, BACKSPLASH & ACCESSORIES

## 30" INDUCTION RANGE

Dimensions: Height 35.5" to 37.25" – Width 30" – Depth 25.5"

Cooktop Features: 4 Induction Zones, including 1 Bridge Zone · Rapid Boil · Simmer Setting · Power Boost on all zones  
 Oven Features: Multi-Function Convection Oven · 9 Programmable Cooking Functions · Full Width Broil element · True European Convection · 2 Oven Lights · Telescopic Glide Shelf · 3 Pane Glass Oven Door – easily removed for cleaning  
 Optional Accessories: **Teppanyaki Griddle** · Ribbed Griddle · Plinth Wrap Kit · Backsplash




LAVENDER + BRASS

### COLOR CHOICES:



STAINLESS STEEL



MATTE BLACK




LAVENDER



WHITE

### TRIM CHOICES:



CHROME



BRASS

Model	Color	Trim	UMRP	MSRP
RXCS30M000I4	Stainless Steel	Chrome	6,449	8,599
RKCS30M000I4	Matte Black	Chrome	6,449	8,599
RWCS30M000I4	White	Chrome	6,449	8,599
RLCS30M000I4	Lavender	Chrome	6,449	8,599
Model	Color	Trim	UMRP	MSRP
RXOS30M000I4	Stainless Steel	Brass	6,449	8,599
RKOS30M000I4	Matte Black	Brass	6,449	8,599
RWOS30M000I4	White	Brass	6,449	8,599
RLOS30M000I4	Lavender	Brass	6,449	8,599



# 30" DUAL FUEL RANGE

Dimensions: Height 35.5" to 37.25" – Width 30" – Depth 25.5"

Cooktop Features: 55K Total BTU Output · 5 Brass Burners, including (1) 18K Dual Crown · Matte Black Cast Iron Burner Caps and Heavy-Duty Continuous Grates

Oven Features: Multi-Function Convection Oven · 9 Programmable Cooking Functions · Full Width Broil element True European Convection · 2 Oven Lights · Telescopic Glide Shelf · 3 Pane Glass Oven Door – easily removed for cleaning  
Optional Accessories: Plinth Wrap Kit · Backsplash · Simmer Plate · Wok Ring · Cast Iron Ribbed Griddle




STAINLESS STEEL + BRASS

**COLOR CHOICES:**



STAINLESS STEEL



MATTE BLACK



LAVENDER



WHITE

**TRIM CHOICES:**



CHROME



BRASS

Model	Color	Trim	UMRP	MSRP
RXCS30M0G500	Stainless Steel	Chrome	5,449	7,299
RKCS30M0G500	Matte Black	Chrome	5,449	7,299
RWCS30M0G500	White	Chrome	5,449	7,299
RLCS30M0G500	Lavender	Chrome	5,449	7,299
Model	Color	Trim	UMRP	MSRP
RXOS30M0G500	Stainless Steel	Brass	5,449	7,299
RKOS30M0G500	Matte Black	Brass	5,449	7,299
RWOS30M0G500	White	Brass	5,449	7,299
RLOS30M0G500	Lavender	Brass	5,449	7,299

## 36" INDUCTION RANGE

Dimensions: Height 35.5" to 37.25" – Width 36" – Depth 25.5"

Cooktop Features: 5 Induction Zones, including 1 Bridge Zone · Rapid Boil · Simmer Setting · Power Boost on all zones  
 Oven Features: Multi-Function Convection Oven · 9 Programmable Cooking Functions · Full Width Broil element · True European Convection · 2 Oven Lights · Telescopic Glide Shelf · 3 Pane Glass Oven Door – easily removed for cleaning  
 Optional Accessories: **Teppanyaki Griddle** · Ribbed Griddle · Plinth Wrap Kit · Backsplash




MATTE BLACK + BRASS

### COLOR CHOICES:



STAINLESS STEEL



MATTE BLACK




LAVENDER



WHITE

### TRIM CHOICES:



CHROME



BRASS

Model	Color	Trim	UMRP	MSRP
RXCS36M00015	Stainless Steel	Chrome	6,999	9,299
RKCS36M00015	Matte Black	Chrome	6,999	9,299
RWCS36M00015	White	Chrome	6,999	9,299
RLCS36M00015	Lavender	Chrome	6,999	9,299
Model	Color	Trim	UMRP	MSRP
RXOS36M00015	Stainless Steel	Brass	6,999	9,299
RKOS36M00015	Matte Black	Brass	6,999	9,299
RWOS36M00015	White	Brass	6,999	9,299
RLOS36M00015	Lavender	Brass	6,999	9,299

## 36" DUAL FUEL RANGE

Dimensions: Height 35.5" to 37.25" – Width 36" – Depth 25.5"

Cooktop Features: 55K Total BTU Output · 5 Brass Burners, including (1) 18K Dual Crown · Matte Black Cast Iron Burner Caps and Heavy-Duty Continuous Grates

Oven Features: Multi-Function Convection Oven · 9 Programmable Cooking Functions · Full Width Broil element · True European Convection

2 Oven Lights · Telescopic Glide Shelf · 3 Pane Glass Oven Door – easily removed for cleaning

Optional Accessories: **Stainless Steel Griddle** · Plinth Wrap Kit · Backsplash · Simmer Plate · Wok Ring · Cast Iron Ribbed Griddle




WHITE + BRASS

### COLOR CHOICES:



STAINLESS STEEL



MATTE BLACK



LAVENDER



WHITE

### TRIM CHOICES:



CHROME



BRASS

Model	Color	Trim	UMRP	MSRP
RXCS36M0G500	Stainless Steel	Chrome	5,989	7,499
RKCS36M0G500	Matte Black	Chrome	5,989	7,499
RWCS36M0G500	White	Chrome	5,989	7,499
RLCS36M0G500	Lavender	Chrome	5,989	7,499
Model	Color	Trim	UMRP	MSRP
RXOS36M0G500	Stainless Steel	Brass	5,989	7,499
RKOS36M0G500	Matte Black	Brass	5,989	7,499
RWOS36M0G500	White	Brass	5,989	7,499
RLOS36M0G500	Lavender	Brass	5,989	7,499

## 48" DUAL FUEL RANGE

Dimensions: Height 35.5" to 37.25" – Width 48" – Depth 25.5"

Cooktop Features: 71K Total BTU Output · 7 Brass Burners, including (1) 18K Dual Crown · Matte Black Cast Iron Burner Caps and Heavy-Duty Continuous Grates

Oven Features: (2) Multi-Function Convection Ovens · 9 Programmable Cooking Functions · Full Width Broil elements · True European Convection · Telescopic Glide Shelf (Main Oven) · 3 Pane Glass Oven Doors – easily removed for cleaning

Optional Accessories: **Stainless Steel Griddle** · Plinth Wrap Kit · Backsplash · Simmer Plate · Wok Ring · Cast Iron Ribbed Griddle




LAVENDER + CHROME

### COLOR CHOICES:




STAINLESS STEEL



MATTE BLACK




LAVENDER



WHITE

### TRIM CHOICES:



CHROME



BRASS

Model	Color	Trim	UMRP	MSRP
RXCD48MMG700	Stainless Steel	Chrome	9,989	12,499
RKCD48MMG700	Matte Black	Chrome	9,989	12,499
RWCD48MMG700	White	Chrome	9,989	12,499
RLCD48MMG700	Lavender	Chrome	9,989	12,499
Model	Color	Trim	UMRP	MSRP
RXOD48MMG700	Stainless Steel	Brass	9,989	12,499
RKOD48MMG700	Matte Black	Brass	9,989	12,499
RWOD48MMG700	White	Brass	9,989	12,499
RLOD48MMG700	Lavender	Brass	9,989	12,499



# 60" DUAL FUEL RANGE

Dimensions: Height 35.5" to 37.25" – Width 60" – Depth 25.5"

Cooktop Features: 86K Total BTU Output · 8 Brass Burners, including (2) 18K Dual Crown · Matte Black Cast Iron Burner Caps and Heavy-Duty Continuous Grates

Oven Features: (2) Multi-Function Convection Ovens · 9 Programmable Cooking Functions · Full Width Broil elements · True European Convection · Telescopic Glide Shelf (Main Oven) · 3 Pane Glass Oven Doors – easily removed for cleaning

Optional Accessories: **Stainless Steel Griddle** · Plinth Wrap Kit · Backsplash · Simmer Plate · Wok Ring · Cast Iron Ribbed Griddle



MATTE BLACK + CHROME

### COLOR CHOICES:



### TRIM CHOICES:



Model	Color	Trim	UMRP	MSRP
RXCD60MMG800	Stainless Steel	Chrome	14,999	21,149
RKCD60MMG800	Matte Black	Chrome	14,999	21,149
RWCD60MMG800	White	Chrome	14,999	21,149
RLCD60MMG800	Lavender	Chrome	14,999	21,149
Model	Color	Trim	UMRP	MSRP
RXOD60MMG800	Stainless Steel	Brass	14,999	21,149
RKOD60MMG800	Matte Black	Brass	14,999	21,149
RWOD60MMG800	White	Brass	14,999	21,149
RLOD60MMG800	Lavender	Brass	14,999	21,149

## 36" DUAL FUEL RANGE

Dimensions: Height 35.5" to 37.25" – Width 36" – Depth 25.5"

Cooktop Features: 55K Total BTU Output · 5 Brass Burners, including (1) 18K Dual Crown · Matte Black Cast Iron Burner Caps and Heavy-Duty Continuous Grates

Oven Features: Multi-Function Convection Oven · 9 Programmable Cooking Functions · Full Width Broil element · True European Convection · 2 Oven Lights · Telescopic Glide Shelf · 3 Pane Glass Oven Door – easily removed for cleaning  
Optional Accessories: Stainless Steel Griddle · Plinth Wrap Kit · Simmer Plate · Wok Ring  
Cast Iron Ribbed Griddle



MATTE BLACK

### COLOR CHOICES:



MATTE BLACK (K)



WHITE (W)



STAINLESS STEEL (X)



BLUE (U)

Model	Color	Trim	UMRP	MSRP
<b>MXSS36M0G500</b>	Stainless Steel	Steel	4,999	6,669
<b>MKSS36M0G500</b>	Matte Black	Steel	4,999	6,669
<b>MWSS36M0G500</b>	White	Steel	4,999	6,669
<b>MUSS36M0G500</b>	Blue	Steel	4,999	6,669

## 48" DUAL FUEL RANGE

Dimensions: Height 35.5" to 37.25" – Width 48" – Depth 25.5"

Cooktop Features: 71K Total BTU Output · 7 Brass Burners, including (1) 18K Dual Crown · Matte Black Cast Iron Burner Caps and Heavy-Duty Continuous Grates

Oven Features: (2) Multi-Function Convection Ovens · 9 Programmable Cooking Functions · Full Width Broil elements · True European Convection · Telescopic Glide Shelf (Main Oven) · 3 Pane Glass Oven Doors – easily removed for cleaning

Optional Accessories: Stainless Steel Griddle · Plinth Wrap Kit · Simmer Plate · Wok Ring · Cast Iron Ribbed Griddle

### COLOR CHOICES:



STAINLESS STEEL



MATTE BLACK (K)



WHITE (W)



STAINLESS STEEL (X)



BLUE (U)

Model	Color	Trim	UMRP	MSRP
MXSD48MMG700	Stainless Steel	Steel	8,499	11,329
MKSD48MMG700	Matte Black	Steel	8,499	11,329
MWSD48MMG700	White	Steel	8,499	11,329
MUSD48MMG700	Blue	Steel	8,499	11,329

## VENTILATION & BACKSPLASHES

### VENTILATION

Dimensions: Height 36" to 49" (including chimney) – Depth 19" – Width 36", 48" or 60"

Features: 470 CFM (36" & 48") or 600 CFM (60") · Telescopic Chimney, Stainless Steel · 2 LED Spotlights · Touch Control · 4 Speed Settings including energy saving function & dynamic speed boost · External or Internal (with use of carbon filters) ventilation options · Anti-grease Metal Filters – removable & washable · 24-hour Air Circulation Function · Timer Function (10 minutes) for post cooking fume extraction.

Model	Trim	Model	Trim	Size	Color	UMRP	MSRP
ARNM36C	Chrome	ARNM360	Brass	36"	Matte Black	3,299	4,399
ARLV36C	Chrome	ARLV360	Brass	36"	Lavender	3,299	4,399
ARBP36C	Chrome	ARBP360	Brass	36"	White	3,299	4,399
ARNM48C	Chrome	ARNM480	Brass	48"	Matte Black	3,849	5,099
ARLV48C	Chrome	ARLV480	Brass	48"	Lavender	3,849	5,099
ARBP48C	Chrome	ARBP480	Brass	48"	White	3,849	5,099
ARNM60C	Chrome	ARNM600	Brass	60"	Matte Black	4,499	5,949
ARLV60C	Chrome	ARLV600	Brass	60"	Lavender	4,499	5,949
ARBP60C	Chrome	ARBP600	Brass	60"	White	4,499	5,949

### CHIMNEY EXTENSIONS

Model	Size	Color	UMRP	MSRP
LFEXT10	10' Ceiling	Stainless Steel	669	899
LFEXT12	12' Ceiling	Stainless Steel	829	1109



### BACKSPLASHES

Dimensions: Width 30", 36", 48" or 60" – Install Height 24"

Stainless Steel Construction Finished with a Dolcevita handrail in a choice of chrome or brass.

Seamlessly installs over the Dolcevita or any Lofra range backguard.

A height of 63 1/2" – 65 1/4" to top of backsplash is achieved when installed over a Dolcevita or other Lofra range.

Model	Size	Trim	UMRP	MSRP
SR30HC	30"	Chrome	669	899
SR36HC	36"	Chrome	669	899
SR48HC	48"	Chrome	749	999
SR60HC	60"	Chrome	799	1,099

Model	Size	Trim	UMRP	MSRP
SR30HO	30"	Brass	669	899
SR36HO	36"	Brass	669	899
SR48HO	48"	Brass	749	999
SR60HO	60"	Brass	799	1,099



## ACCESSORIES

DUAL FUEL RANGE ACCESSORIES		UMRP	MSRP
LFTEPSS	<b>TEPPANYAKI GRIDDLE:</b> Flat, Stainless Steel, for Dual Fuel Ranges (not applicable for 30" model) 24" x 16", 15lbs	749	999
LFSTKGRD	<b>STEAK GRIDDLE:</b> Ribbed, Cast Iron, for Dual Fuel Ranges 24" x 12", 11lbs	449	599
LFSIM	<b>SIMMER PLATE:</b> Cast Iron pan support, reduces BTU power, for Dual Fuel Ranges	79	109
LFWOK	<b>WOK RING:</b> Cast Iron support for wok cooking, for Dual Fuel Ranges	79	109
INDUCTION RANGE ACCESSORIES		UMRP	MSRP
LFINDTEP	<b>TEPPANYAKI GRIDDLE:</b> Flat, Cast Iron, for Induction Ranges 24" x 16", 14lbs	499	669
LFINDGRD	<b>STEAK GRIDDLE:</b> Ribbed, Cast Iron, for Induction Ranges 24" x 12", 9lbs	499	669
DOLCEVITA KICKPLATE – PLINTH DESIGN		UMRP	MSRP
LF30PLNSS	<b>30" DOLCEVITA KICKPLATE:</b> Stainless Steel, for DolceVita only	249	329
LF36PLNSS	<b>36" DOLCEVITA KICKPLATE:</b> Stainless Steel, for DolceVita only	249	329
LF48PLNSS	<b>48" DOLCEVITA KICKPLATE:</b> Stainless Steel, for DolceVita only	299	399
LF60PLNSS	<b>60" DOLCEVITA KICKPLATE:</b> Stainless Steel, for DolceVita only	349	459
MODERN KICKPLATE – UNIVERSAL DESIGN		UMRP	MSRP
LF36KCKSS	<b>36" MODERN KICKPLATE:</b> Stainless Steel, for use with any Lofra range	249	329
LF48KCKSS	<b>48" MODERN KICKPLATE:</b> Stainless Steel, for use with any Lofra range	299	399
COOKWARE SETS – STAINLESS STEEL, LIFETIME GUARANTEE		UMRP	MSRP
NS12SET	<b>12PC COOKWARE SET:</b> <del>\$1249 MSRP</del> Made by Nutri-Stahl, Induction Friendly	599	1249
NS22SET	<b>22PC COOKWARE SET:</b> <del>\$2495 MSRP</del> Made by Nutri-Stahl, Induction Friendly	799	2495

**NEW! STAINLESS STEEL COOKWARE SETS**

Included in 22pc set (bolded items also in 12pc set): **6qt. Stockpot w/ Lid** · **3qt. Saucepot w/ Lid** · 1.5qt Saucepot w/ Lid · 1.0qt saucepot w/ Lid · **Large Skillet w/ Lid** · Medium Steamer · Steamer Basket w/ Handle · **Large Mixing Bowl w/ Lid** · Medium Mixing Bowl w/ Lid · **Grater/Utility Rack** · **Utility Rack Handle** · Chef's Whisk · Suction Knob · Adapter Ring



22pc set valued at **\$2495 MSRP**  
NS22SET

NS12SET

12pc set valued at **\$1249 MSRP**



[SEE THE FULL SET IN ACTION HERE](#)

**INDUCTION ACCESSORIES**



LFINDTEP  
FLAT  
CAST IRON

LFINDGRD  
RIBBED  
CAST IRON

**KICKPLATES**



LF-PLNSS  
PLINTH DESIGN  
DolceVita Ranges Only

LF36KCKSS  
MODERN DESIGN

**DUAL FUEL ACCESSORIES**



LFTEPSS  
FLAT  
STAINLESS STEEL

LFSTKGRD  
RIBBED  
CAST IRON



LFSIM  
CAST IRON



LFWOK  
CAST IRON

# MODE

superior products by design

## MODEANAHEIM

4945 E. Hunter Avenue  
Anaheim, CA 92807  
P 714.523.1511  
F 714.522.0875

## MODEAURORA

16265 E. 33rd Drive Suite 20  
Aurora, CO 80011  
P 303.934.2317  
F 303.934.3956

Toll Free 1.800.836.8246

[orders@modedistributing.com](mailto:orders@modedistributing.com)