

PRICES EFFECTIVE

JANUARY 01, 2025



**MODE VEGAS**

9560 South Rainbow Blvd.  
Las Vegas, NV 92807  
P 714.523.1511  
F 714.522.0875



# TABLE OF CONTENTS



3	CAPITAL CLASSIC + GRAND CHEF SERIES - ALL GAS
17	CAPITAL GRAND CHEF SERIES - DUAL FUEL
25	CAPITAL GAS RANGETOPS + COOKTOPS + WOKS
34	CAPITAL WALL OVENS + DRAWERS
36	CAPITAL UNDERCOUNTER REFRIGERATION
37	CAPITAL VENTILATION
38	CAPITAL ACCESSORIES
41	CAPITAL WARRANTY



## EXCLUSIVE RESIDENTIAL WARRANTY

**2 YEAR**

PARTS & LABOR WARRANTY

Covers entire product. (Light bulbs covered for 60 days after installation)

**5 YEAR**

LIMITED PART REPLACEMENT WARRANTY

Covers part replacement, as noted below, due to malfunction during normal operation.

Ranges\*, Range Tops\*, & Ovens\*: All Burners, Heating Elements, Grates\*,  
Griddle Plates, & Over Racks Barbeques: Gas Valves & all burners (excluding infrared burners)

\*Excludes Porcelain Enamel Coating for oven and grates. Porcelain enamel is prone to wear over time and use.

**LIFETIME**


LIFETIME warranty\* (non-transferable) on stainless steel sheet metal body parts against rust.

\*Excludes damage and normal heat discoloration. Does not include barbeque grates.



MCR304

Available Standard Colors:



## 30" GAS RANGES - MCR30 CHEF SERIES - SEALED BURNERS

- Four Accu-Heat™ sealed brass burners rated at 19,000 BTUs each, creates powerfully consistent heat (additional 25,000 BTUs sealed center burner on the MCR305 model)
- All burners turn down to a true simmer
- Porcelain-coated cast iron grates with center bridge grate provide a continuous cooking surface
- 8" center 15,000 BTU BBQ grill available (MCR302B2)
- 8" center 15,000 BTU Thermo-Griddle™ available (MCR302G2)
- Five rack positions
- Dual 40 Watt oven lights in each oven provide excellent interior illumination
- Broil Pan included
- Black porcelain with Titanium speck oven interiors
- 1-1/4" diameter professional-style handle
- Extra-large viewing windows with embossed design
- Heavy-duty oven door hinges
- Tru-Temp™ convection oven with separate fan On/Off switch
- Height and leveling adjustability
- Manual-clean convection oven
- Large oven: 4.7 cu. ft. cavity
- Oven fits full-size commercial cookie sheet (26" x 18")
- 30,000 BTU bake burner for uniform cooking
- 18,000 BTU Infrared broil burner for perfect searing
- Two racks included
- All-stainless steel and glass door allow wall-to-wall visibility and easy cleaning
- Available in 10 Standard Colors or 206 RAL Custom Colors
- Available in 4 modern handle and knob finish option



MCR305



MCR302B2



MCR302G2



MCR302W



MCR302CW

## CAPITAL 30" CLASSIC CHEF SERIES RANGES - SEALED BURNER

Model	Description	MAP
MCR304	30" Range - 4 Burners - 19K BTU - Stainless	\$ 3,999
MCR305	30" Range - 4 Burners - 19K BTU - 1 Center Wok (25KB BTU) - Stainless	\$ 4,999
MCR302B2	30" Range - 2 Burners/Center Grill/2 Burners - 19K BTU - Stainless	\$ 4,999
MCR302G2	30" Range - 2 Burners/Center Griddle/2 Burners - 19K BTU - Stainless	\$ 4,999
MCR302W	30" Range - 2 Burners (19K BTU)/Sealed Burner Wok (25K BTU) - Stainless	\$ 4,999
MCR302CW	30" Range - 2 Burners (19K BTU)/Open Burner Wok (25K BTU) - Stainless	\$ 4,999

Add to end of model number "- LP" for LIQUID PROPANE or "- NG" for NATURAL GAS.

### Custom Handle + Knobs

30" Ranges - Polished Brass/Brass Satin or Chrome Satin = \$499  
 36" Ranges - Polished Brass/Brass Satin or Chrome Satin = \$499  
 48" Ranges - Polished Brass/Brass Satin or Chrome Satin = \$839

### Standard Color Change

30" Ranges - Standard Colors = \$499  
 36" Ranges - Standard Colors = \$499  
 48" Ranges - Standard Colors = \$839

### Custom Color Change

30" Ranges - Custom Colors = \$839  
 36" Ranges - Custom Colors = \$839  
 48" Ranges - Custom Colors = \$1,169

For Range Accessories + Color/Finish Information - See Accessories Section Pg. 38




MCR366

### 36" GAS RANGES - MCR366 CHEF SERIES - SEALED BURNERS

- Up to six Accu-Heat™ sealed brass burners rated at 19,000 BTUs each, creates powerfully consistent heat
- All burners turn down to a true simmer
- Porcelain-coated cast iron grates
- Optional wok available
- Griddle and BBQ grills come with stainless steel covers
- Five rack positions
- Dual 40 Watt oven lights
- Broil Pan included
- Black porcelain with Titanium speck oven interiors
- 1-1/4" diameter professional-style handle
- Extra-large viewing windows with embossed design
- Heavy-duty oven door hinges
- Tru-Temp™ convection oven with separate fan On/Off switch
- Height and leveling adjustability
- Manual-clean convection oven
- Large oven: 4.7 cu. ft. cavity
- Oven fits full-size commercial cookie sheet (26" x 18")
- 30,000 BTU bake burner for uniform cooking
- 18,000 BTU Infrared broil burner for perfect searing
- Two racks included
- All-stainless steel and glass door allow wall-to-wall visibility and easy cleaning
- Available in 10 Standard Colors or 206 RAL Custom Colors
- Available in 4 modern handle and knob finish option

Available Standard Colors:



MCR366



MCR362B2



MCR362G2



MCR362W



MCR362CW

### CAPITAL 36" CLASSIC CHEF SERIES RANGES - SEALED BURNER

Model	Description	MAP
MCR366	36" Range - 6 Burners - 19K BTU - Stainless	\$ 4,999
MCR362B2	36" Range - 2 Burners/Center Grill/2 Burners - 19K BTU - Stainless	\$ 5,999
MCR362G2	36" Range - 2 Burners/Center Griddle/2 Burners - 19K BTU - Stainless	\$ 5,999
MCR362W	36" Range - 2 Burners (19K BTU)/Sealed Burner Wok (25K BTU) - Stainless	\$ 5,799
MCR362CW	36" Range - 2 Burners (19K BTU)/Open Burner Wok (25K BTU) - Stainless	\$ 5,799

Add to end of model number "-LP" for LIQUID PROPANE or "-NG" for NATURAL GAS.

**Custom Handle + Knobs**

30" Ranges - Polished Brass/Brass Satin or Chrome Satin = \$499  
 36" Ranges - Polished Brass/Brass Satin or Chrome Satin = \$499  
 48" Ranges - Polished Brass/Brass Satin or Chrome Satin = \$839

**Standard Color Change**

30" Ranges - Standard Colors = \$499  
 36" Ranges - Standard Colors = \$499  
 48" Ranges - Standard Colors = \$839

**Custom Color Change**

30" Ranges - Custom Colors = \$839  
 36" Ranges - Custom Colors = \$839  
 48" Ranges - Custom Colors = \$1,169


For Range Accessories + Color/Finish Information - See Accessories Section Pg. 38

## 48" GAS RANGES - MCR48 CHEF SERIES - SEALED BURNERS



MCR488

Available Standard Colors:



- Up to eight Accu-Heat™ sealed brass burners rated at 19,000 BTUs each, creates powerfully consistent heat
- All burners turn down to a true simmer
- Porcelain-coated cast iron grates
- Optional wok available
- Griddle and BBQ grills come with stainless steel covers
- Five rack positions
- Dual 40 Watt oven lights
- Broil Pan included
- Black porcelain with Titanium speck oven interiors
- 1-1/4" diameter professional-style handles
- Extra-large viewing windows with embossed design
- Heavy-duty oven door hinges
- Height and leveling adjustability
- Manual-clean convection oven
- Large oven: 4.9 cu. ft. cavity
- Companion oven: 2.7 cu. ft. cavity
- Oven fits full-size commercial cookie sheet (26" x 18")
- Tru-Temp™ convection ovens with separate fan On/Off switch
- 30,000 BTU bake burner for uniform cooking
- 18,000 BTU Infrared broil burner for perfect searing
- Two racks included
- All-stainless steel and glass door allow wall-to-wall visibility and easy cleaning
- Available in 10 Standard Colors or 206 RAL Custom Colors
- Available in 4 modern handle and knob finish option



MCR488



MCR484B2



MCR484G2



MCR484BG



MCR484BB



MCR484GG



MCR484W



MCR484CW

### CAPITAL 48" CLASSIC CHEF SERIES RANGES - SEALED BURNER

Model	Description	MAP
MCR488	48" Range - 8 Burners - 19K BTU - Stainless	\$ 7,999
MCR484B2	48" Range - 4 Burners/Grill/2 Burners - 19K BTU - Stainless	\$ 8,999
MCR484G2	48" Range - 4 Burners/Griddle/2 Burners - 19K BTU - Stainless	\$ 8,999
MCR484BG	48" Range - 4 Burners/Grill/Griddle - 19K BTU - Stainless	\$ 9,999
MCR484BB	48" Range - 4 Burners/24" Grill- 19K BTU - Stainless	\$ 9,999
MCR484GG	48" Range - 4 Burners/24" Griddle - 19K BTU - Stainless	\$ 9,999
MCR484W	48" Range - 4 Burners (19K BTU) / Sealed Burner Wok (25K BTU) - Stainless	\$ 9,999
MCR484CW	48" Range - 4 Burners (19K BTU) / Open Burner Wok (25K BTU) - Stainless	\$ 9,999

Add to end of model number "- LP" for LIQUID PROPANE or "- NG" for NATURAL GAS.

#### Custom Handle + Knobs

30" Ranges - Polished Brass/Brass Satin or Chrome Satin = \$499  
 36" Ranges - Polished Brass/Brass Satin or Chrome Satin = \$499  
 48" Ranges - Polished Brass/Brass Satin or Chrome Satin = \$839

#### Standard Color Change

30" Ranges - Standard Colors = \$499  
 36" Ranges - Standard Colors = \$499  
 48" Ranges - Standard Colors = \$839

#### Custom Color Change


30" Ranges - Custom Colors = \$839  
 36" Ranges - Custom Colors = \$839  
 48" Ranges - Custom Colors = \$1,169

For Range Accessories + Color/Finish Information - See Accessories Section Pg. 38



MCOR304

Available Standard Colors:



## 30" GAS RANGES - MCOR30 CHEF SERIES - OPEN BURNERS

- Power-Flame™ burners are rated at 25,000 BTUs to deliver intense powerful heat
- All burners turn down to a true simmer
- FineTouch™ simmer burner rated at 8,000 BTUs
- EZ-Clean™ Drip Trays - Full extension removable drip trays mounted on ball bearing rails
- Ergo-Cool™ - Die cast, chrome-plate ergonomic metal knobs are cool to the touch
- Auto-ignition/re-ignition on all burners
- Island trim attached
- Five rack positions
- Dual 40 Watt oven lights provide excellent interior illumination
- Broil Pan included
- Black porcelain with Titanium speck oven interiors
- 1-1/4" diameter professional-style handle
- Extra-large viewing windows with embossed design
- Heavy-duty oven door hinges
- Tru-Temp™ convection oven with separate fan On/Off switch
- Height and leveling adjustability
- Manual-clean convection oven
- Large oven: 4.7 cu. ft. cavity
- Oven fits full-size commercial cookie sheet (26" x 18")
- 30,000 BTU bake burner for uniform cooking
- 18,000 BTU Infrared broil burner for perfect searing
- Two racks included
- All-stainless steel and glass door allow wall-to-wall visibility and easy cleaning
- Available in 10 Standard Colors or 206 RAL Custom Colors
- Available in 4 modern handle and knob finish option

## CAPITAL 36" CLASSIC CHEF SERIES RANGES - OPEN BURNER


Model	Description	MAP
MCOR304	30" Range - 4 Burners - (3 @ 25K BTU, 1 @ 8K BTU) - Stainless	\$ 4,999
Add to end of model number "- LP" for LIQUID PROPANE or "- NG" for NATURAL GAS.		
<b>Custom Handle + Knobs</b>	<b>Standard Color Change</b>	<b>Custom Color Change</b>
30" Ranges - Polished Brass/Brass Satin or Chrome Satin = \$499	30" Ranges - Standard Colors = \$499	30" Ranges - Custom Colors = \$839
36" Ranges - Polished Brass/Brass Satin or Chrome Satin = \$499	36" Ranges - Standard Colors = \$499	36" Ranges - Custom Colors = \$839
48" Ranges - Polished Brass/Brass Satin or Chrome Satin = \$839	48" Ranges - Standard Colors = \$839	48" Ranges - Custom Colors = \$1,169

For Range Accessories + Color/Finish Information - See Accessories Section Pg. 38



MCOR366

Available Standard Colors:



## 36" GAS RANGES - MCOR36 CHEF SERIES - OPEN BURNERS

- Power-Flame™ burners are rated at 25,000 BTUs to deliver intense powerful heat
- All burners turn down to a true simmer
- FineTouch™ simmer burner rated at 8,000 BTUs
- EZ-Glide™ Drip Trays - Full extension removable drip trays mounted on ball bearing rails
- Ergo-Cool™ - Die cast, chrome-plate ergonomic metal knobs are cool to the touch
- Auto-ignition/re-ignition on all burners
- Island trim attached
- Five rack positions
- Dual 40 Watt oven lights
- Broil Pan included
- Black porcelain with Titanium speck oven interiors
- 1-1/4" diameter professional-style handle
- Extra-large viewing windows with embossed design
- Heavy-duty oven door hinges
- Tru-Temp™ convection oven with separate fan On/Off switch
- Height and leveling adjustability
- Manual-clean convection oven
- Large oven: 4.7 cu. ft. cavity
- Oven fits full-size commercial cookie sheet (26" x 18")
- 30,000 BTU bake burner for uniform cooking
- 18,000 BTU Infrared broil burner for perfect searing
- Two racks included
- All-stainless steel and glass door allow wall-to-wall visibility and easy cleaning
- Available in 10 Standard Colors or 206 RAL Custom Colors
- Available in 4 modern handle and knob finish option



MCOR366



MCOR362B2



MCOR362G2

### CAPITAL 36" CLASSIC CHEF SERIES RANGES - OPEN BURNER

Model	Description	MAP
MCOR366	36" Range - 6 Burners - (5 @ 25K BTU, 1 @ 8K BTU) - Stainless	\$ 6,999
MCOR362B2	36" Range - 2 Burners/Grill/2 Burners (3 @ 25K BTU, 1 @ 8K BTU)- Stainless	\$ 7,999
MCOR362G2	36" Range - 2 Burners/Griddle/2 Burners (3 @ 25K BTU, 1 @ 8K BTU)- Stainless	\$ 7,999

Add to end of model number "- LP" for LIQUID PROPANE or "- NG" for NATURAL GAS.

#### Custom Handle + Knobs

- 30" Ranges - Polished Brass/Brass Satin or Chrome Satin = \$499
- 36" Ranges - Polished Brass/Brass Satin or Chrome Satin = \$499
- 48" Ranges - Polished Brass/Brass Satin or Chrome Satin = \$839

#### Standard Color Change

- 30" Ranges - Standard Colors = \$499
- 36" Ranges - Standard Colors = \$499
- 48" Ranges - Standard Colors = \$839

#### Custom Color Change


- 30" Ranges - Custom Colors = \$839
- 36" Ranges - Custom Colors = \$839
- 48" Ranges - Custom Colors = \$1,169

For Range Accessories + Color/Finish Information - See Accessories Section Pg. 38



MCOR488

Available Standard Colors:



## 48" GAS RANGES - MCOR48 CHEF SERIES - OPEN BURNERS

- Power-Flame™ burners are rated at 25,000 BTUs to deliver intense powerful heat
- All burners turn down to a true simmer
- FineTouch™ simmer burner rated at 8,000 BTUs
- EZ-Clean™ Drip Trays - Full extension removable
- drip trays mounted on ball bearing rails
- Ergo-Cool™ - Die cast, chrome-plate ergonomic metal knobs are cool to the touch
- Auto-ignition/re-ignition on all burners
- Island trim attached
- Five rack positions
- Dual 40 Watt oven lights
- Broil Pan included
- Black porcelain with Titanium speck oven interiors
- 1-1/4" diameter professional-style handles
- Extra-large viewing windows with embossed design
- Heavy-duty oven door hinges
- Height and leveling adjustability
- Manual-clean convection oven
- Large oven: 4.9 cu. ft. cavity
- Companion oven: 2.7 cu. ft. cavity
- Oven fits full-size commercial cookie sheet (26" x 18")
- Tru-Temp™ convection oven
- with separate fan On/Off switch
- 30,000 BTU bake burner for uniform cooking
- 18,000 BTU Infrared broil burner for perfect searing
- Two racks included
- All-stainless steel and glass door allow wall-to-wall visibility and easy cleaning
- Available in 10 Standard Colors or 206 RAL Custom Colors
- Available in 4 modern handle and knob finish option



MCOR488



MCOR484B2



MCOR484G2



MCOR484BG



MCOR484BB



MCOR484GG



MCOR484CW

### CAPITAL 48" CLASSIC CHEF SERIES RANGES - OPEN BURNER

Model	Description	MAP
MCOR488	48" Range- 8 Burners (7 @ 25K BTU, 1 @ 8K BTU) - Stainless	\$ 11,499
MCOR484B2	48" Range - 4 Burners/Grill/2 Burners (5 @ 25K BTU, 1 @ 8K BTU)- Stainless	\$ 11,999
MCOR484G2	48" Range - 4 Burners/Griddle/2 Burners (5 @ 25K BTU, 1 @ 8K BTU)- Stainless	\$ 11,999
MCOR484BG	48" Range - 4 Burners/Grill/Griddle (3 @ 25K BTU, 1 @ 8K BTU)- Stainless	\$ 12,999
MCOR484BB	48" Range - 4 Burners/24" Grill (3 @ 25K BTU, 1 @ 8K BTU)- Stainless	\$ 12,999
MCOR484GG	48" Range - 4 Burners/24" Griddle (3 @ 25K BTU, 1 @ 8K BTU)- Stainless	\$ 12,999
MCOR484CW	48" Range - 4 Burners/Open Burner Wok (3 @ 25K BTU, 1 @ 8K BTU)- Stainless	\$ 12,999

Add to end of model number "- LP" for LIQUID PROPANE or "- NG" for NATURAL GAS.

**Custom Handle + Knobs**

30" Ranges - Polished Brass/Brass Satin or Chrome Satin = \$499  
 36" Ranges - Polished Brass/Brass Satin or Chrome Satin = \$499  
 48" Ranges - Polished Brass/Brass Satin or Chrome Satin = \$839

**Standard Color Change**

30" Ranges - Standard Colors = \$499  
 36" Ranges - Standard Colors = \$499  
 48" Ranges - Standard Colors = \$839

**Custom Color Change**


30" Ranges - Custom Colors = \$839  
 36" Ranges - Custom Colors = \$839  
 48" Ranges - Custom Colors = \$1,169

For Range Accessories + Color/Finish Information - See Accessories Section Pg. 38



GSCR304

Available Standard Colors:



## 30" GAS RANGES - GSCR30 GRAND CHEF SERIES - SEALED BURNERS

- Four Accu-Heat™ sealed brass burners rated at 19,000 BTUs each, creates powerfully consistent heat (additional 25,000 BTUs sealed center burner on the GSCR305 models)
- All burners turn down to a true simmer
- Porcelain-coated cast iron grates with center bridge grate provide a continuous cooking surface
- 8" center 15,000 BTU BBQ grill available (GSCR302B2)
- 8" center 15,000 BTU Thermo-Griddle™ available (GSCR302G2)
- Five rack positions
- Dual 40 Watt oven lights
- Broil Pan included
- Black porcelain with Titanium speck oven interiors
- 1-1/4" diameter professional-style handle
- Extra-large viewing windows with embossed design
- Heavy-duty oven door hinges
- Tru-Temp™ convection oven with separate fan On/Off switch
- Height and leveling adjustability
- Self-clean convection oven
- Large oven: 4.0 cu. ft. cavity
- 30,000 BTU bake burner for uniform cooking
- 18,000 BTU Infrared broiler behind glass
- Rotomatic™ motorized rotisserie system
- Heavy-duty cast stainless steel rotisserie prongs
- Stainless steel rotisserie spit rod
- Three EZ-Glide™ oven racks
- Available in 10 Standard Colors or 206 RAL Custom Colors
- Available in 4 modern handle and knob finish option



GSCR304



GSCR305



GSCR302B2



GSCR302G2

### CAPITAL 30" GRAND CHEF SERIES RANGES - SEALED BURNER

Model	Description	MAP
GSCR304	30" Range - 4 Burners - 19K BTU - Stainless	\$ 6,999
GSCR305	30" Range - 4 Burners - 19K BTU - 1 Center Wok (25KB BTU) - Stainless	\$ 7,999
GSCR302B2	30" Range - 2 Burners/Center Grill/2 Burners - 19K BTU - Stainless	\$ 7,999
GSCR302G2	30" Range - 2 Burners/Center Griddle/2 Burners - 19K BTU - Stainless	\$ 7,999

Add to end of model number "- LP" for LIQUID PROPANE or "- NG" for NATURAL GAS.

#### Custom Handle + Knobs

- 30" Ranges - Polished Brass/Brass Satin or Chrome Satin = \$499
- 36" Ranges - Polished Brass/Brass Satin or Chrome Satin = \$499
- 48" Ranges - Polished Brass/Brass Satin or Chrome Satin = \$839

#### Standard Color Change

- 30" Ranges - Standard Colors = \$499
- 36" Ranges - Standard Colors = \$499
- 48" Ranges - Standard Colors = \$839

#### Custom Color Change

- 30" Ranges - Custom Colors = \$839
- 36" Ranges - Custom Colors = \$839
- 48" Ranges - Custom Colors = \$1,169

For Range Accessories + Color/Finish Information - See Accessories Section Pg. 38




GSCR366

### 36" GAS RANGES - GSCR36 GRAND CHEF SERIES - SEALED BURNERS

- Up to six Accu-Heat™ sealed brass burners rated at 19,000 BTUs each, creates powerfully consistent heat
- All burners turn down to a true simmer
- Porcelain-coated cast iron grates
- Optional wok available
- Griddle and BBQ grills come with stainless steel covers
- Five rack positions
- Dual 40 Watt oven lights
- Broil Pan included
- Black porcelain with Titanium speck oven interiors
- 1-1/4" diameter professional-style handle
- Extra-large viewing windows with embossed design
- Heavy-duty oven door hinges
- Tru-Temp™ convection oven with separate fan On/Off switch
- Height and leveling adjustability
- Self-clean convection oven
- Large oven: 4.5 cu. ft. cavity
- 30,000 BTU bake burner for uniform cooking
- 18,000 BTU Infrared broiler behind glass
- Rotomatic™ motorized rotisserie system
- Heavy-duty cast stainless steel rotisserie prongs
- Stainless steel rotisserie spit rod
- Three EZ-Glide™ oven racks
- Available in 10 Standard Colors or 206 RAL Custom Colors
- Available in 4 modern handle and knob finish option

Available Standard Colors:



GSCR366



GSCR36B2



GSCR36G2

### CAPITAL 36" CLASSIC CHEF SERIES RANGES - SEALED BURNER

Model	Description	MAP
GSCR366	36" Range - 6 Burners - 19K BTU - Stainless	\$ 7,999
GSCR362B2	36" Range - 2 Burners/Center Grill/2 Burners - 19K BTU - Stainless	\$ 8,999
GSCR362G2	36" Range - 2 Burners/Center Griddle/2 Burners - 19K BTU - Stainless	\$ 8,999

Add to end of model number "- LP" for LIQUID PROPANE or "- NG" for NATURAL GAS.

**Custom Handle + Knobs**

30" Ranges - Polished Brass/Brass Satin or Chrome Satin = \$499  
 36" Ranges - Polished Brass/Brass Satin or Chrome Satin = \$499  
 48" Ranges - Polished Brass/Brass Satin or Chrome Satin = \$839

**Standard Color Change**

30" Ranges - Standard Colors = \$499  
 36" Ranges - Standard Colors = \$499  
 48" Ranges - Standard Colors = \$839

**Custom Color Change**

30" Ranges - Custom Colors = \$839  
 36" Ranges - Custom Colors = \$839  
 48" Ranges - Custom Colors = \$1,169

For Range Accessories + Color/Finish Information - See Accessories Section Pg. 38


## 48" GAS RANGES - GSCR48 GRAND CHEF SERIES - SEALED BURNERS



GSCR488

- Up to eight Accu-Heat™ sealed brass burners rated at 19,000 BTUs each, creates powerfully consistent heat
- All burners turn down to a true simmer
- Porcelain-coated cast iron grates
- Optional wok available
- Griddle and BBQ grills come with stainless steel covers
- Five rack positions
- Dual 40 Watt oven lights
- Broil Pan included
- Black porcelain with Titanium speck oven interiors
- 1-1/4" diameter professional-style handles
- Extra-large viewing windows with embossed design
- Heavy-duty oven door hinges
- Height and leveling adjustability
- Self-clean convection oven (large oven only)
- Large oven: 4.5 cu. ft. cavity
- Companion oven: 2.0 cu. ft. cavity
- 30,000 BTU bake burner for uniform cooking
- 18,000 BTU Infrared broiler behind glass
- Tru-Temp™ convection oven with separate fan On/Off switch (large oven only)
- Rotomatic™ motorized rotisserie system (large oven only)
- Heavy-duty cast stainless steel rotisserie prongs
- Stainless steel rotisserie spit rod
- Three EZ-Glide™ oven racks
- Available in 10 Standard Colors or 206 RAL Custom Colors
- Available in 4 modern handle and knob finish option

Available Standard Colors:



GSCR488



GSCR484B2



GSCR484G2



GSCR484BG



GSCR484GG



GSCR484BB



GSCR484W



GSCR484CW

### CAPITAL 48" GRAND CHEF SERIES RANGES - SEALED BURNER

Model	Description	MAP
GSCR488	48" Range - 8 Burners - 19K BTU - Stainless	\$ 10,999
GSCR484B2	48" Range - 4 Burners/Center Grill/2 Burners - 19K BTU - Stainless	\$ 11,999
GSCR484G2	48" Range - 4 Burners/Center Griddle/2 Burners - 19K BTU - Stainless	\$ 11,999
GSCR484BG	48" Range - 4 Burners/Grill/Griddle- 19K BTU - Stainless	\$ 12,999
GSCR484GG	48" Range - 4 Burners /24" Griddle- 19K BTU - Stainless	\$ 12,999
GSCR484BB	48" Range - 4 Burners /24" Grill- 19K BTU - Stainless	\$ 12,999
GSCR484W	48" Range - 4 Burners (19K BTU) / Sealed Burner Wok (25K BTU) - Stainless	\$ 12,999
GSCR484CW	48" Range - 4 Burners (19K BTU) / Open Burner Wok (25K BTU) - Stainless	\$ 12,999

Add to end of model number "- LP" for LIQUID PROPANE or "- NG" for NATURAL GAS.

#### Custom Handle + Knobs

30" Ranges - Polished Brass/Brass Satin or Chrome Satin = \$499  
 36" Ranges - Polished Brass/Brass Satin or Chrome Satin = \$499  
 48" Ranges - Polished Brass/Brass Satin or Chrome Satin = \$839

#### Standard Color Change

30" Ranges - Standard Colors = \$499  
 36" Ranges - Standard Colors = \$499  
 48" Ranges - Standard Colors = \$839

#### Custom Color Change


30" Ranges - Custom Colors = \$839  
 36" Ranges - Custom Colors = \$839  
 48" Ranges - Custom Colors = \$1,169

For Range Accessories + Color/Finish Information - See Accessories Section Pg. 38



GSCR6010

Available Standard Colors:



## 60" GAS RANGES - GSCR60 GRAND CHEF SERIES - SEALED BURNERS

- Up to six Accu-Heat™ sealed brass burners rated at 19,000 BTUs each, creates powerfully consistent heat
- All burners turn down to a true simmer
- Porcelain-coated cast iron grates
- Optional wok available
- Griddle and BBQ grills come with stainless steel covers
- Five rack positions
- Dual 40 Watt oven lights
- Broil Pan included
- Black porcelain with Titanium speck oven interiors
- 1-1/4" diameter professional-style handle
- Extra-large viewing windows with embossed design
- Heavy-duty oven door hinges
- Tru-Temp™ convection oven with separate fan On/Off switch
- Height and leveling adjustability
- Self-clean convection oven
- Large oven: 4.5 cu. ft. cavity
- 30,000 BTU bake burner for uniform cooking
- 18,000 BTU Infrared broiler behind glass
- Rotomatic™ motorized rotisserie system
- Heavy-duty cast stainless steel rotisserie prongs
- Stainless steel rotisserie spit rod
- Three EZ-Glide™ oven racks
- Available in 10 Standard Colors or 206 RAL Custom Colors
- Available in 4 modern handle and knob finish option



GSCR6010



GSCR604B4



GSCR604G4



GSCR604BG2



GSCR604GG2



GSCR604BB2



GSCR606W



GSCR606CW

## CAPITAL 60" CLASSIC CHEF SERIES RANGES - SEALED BURNER

Model	Description	MAP
GSCR6010	60" Range - 10 Burners - 19K BTU - Stainless	\$ 14,999
GSCR604B4	60" Range - 4 Burners/Center Grill/4 Burners - 19K BTU - Stainless	\$ 15,999
CSCR604G4	60" Range - 4 Burners/Center Griddle/4 Burners - 19K BTU - Stainless	\$ 15,999
GSCR604BG2	60" Range - 4 Burners/Grill/Griddle/2 Burners- 19K BTU - Stainless	\$ 16,999
GSCR604GG2	60" Range - 4 Burners /24" Griddle/2 Burners- 19K BTU - Stainless	\$ 16,999
GSCR604BB2	60" Range - 4 Burners /24" Grill/2 Burners- 19K BTU - Stainless	\$ 16,999
GSCR606W	60" Range - 6 Burners (19K BTU) / 24" Sealed Burner Wok (25K BTU) - Stainless	\$ 16,999
GSCR606CW	60" Range - 6 Burners (19K BTU) / 24" Open Burner Wok (25K BTU) - Stainless	\$ 16,999

Add to end of model number "- LP" for LIQUID PROPANE or "- NG" for NATURAL GAS.

### Custom Handle + Knobs

- 30" Ranges - Polished Brass/Brass Satin or Chrome Satin = \$499
- 36" Ranges - Polished Brass/Brass Satin or Chrome Satin = \$499
- 48" Ranges - Polished Brass/Brass Satin or Chrome Satin = \$839
- 60" Ranges - Polished Brass/Brass Satin or Chrome Satin = \$839

### Standard Color Change

- 30" Ranges - Standard Colors = \$499
- 36" Ranges - Standard Colors = \$499
- 48" Ranges - Standard Colors = \$839
- 60" Ranges - Standard Colors = \$839

### Custom Color Change


- 30" Ranges - Custom Colors = \$839
- 36" Ranges - Custom Colors = \$839
- 48" Ranges - Custom Colors = \$1,169
- 60" Ranges - Custom Colors = \$1,169

For Range Accessories + Color/Finish Information - See Accessories Section Pg. 38



CGSR304

Available Standard Colors:



## 30" GAS RANGES - CGSR30 GRAND CHEF SERIES - OPEN BURNERS

- Power-Flame™ burners are rated at 25,000 BTUs to deliver intense powerful heat
- All burners turn down to a true simmer
- FineTouch™ simmer burner rated at 8,000 BTUs
- EZ-Clean™ Drip Trays - Full extension removable drip trays mounted on ball bearing rails
- Ergo-Cool™ - Die cast, chrome-plate ergonomic metal knobs are cool to the touch
- Auto-ignition/re-ignition on all burners
- Island trim attached
- Five rack positions
- Dual 40 Watt oven lights
- Broil Pan included
- Black porcelain with Titanium speck oven interiors
- 1-1/4" diameter professional-style handle
- Extra-large viewing windows with embossed design
- Heavy-duty oven door hinges
- Tru-Temp™ convection oven with separate fan On/Off switch
- Height and leveling adjustability
- Self-clean convection oven
- Large oven: 4.0 cu. ft. cavity
- 30,000 BTU bake burner for uniform cooking
- 18,000 BTU Infrared broil burner for perfect searing
- Rotomatic™ motorized rotisserie system
- Heavy-duty cast stainless steel rotisserie prongs
- Stainless steel rotisserie spit rod
- Three EZ-Glide™ oven racks
- Available in 10 Standard Colors or 206 RAL Custom Colors
- Available in 4 modern handle and knob finish option

### CAPITAL 30" GRAND CHEF SERIES RANGES - OPEN BURNER

Model	Description	MAP
CGSR304	30" Range - 4 Burners (3 @ 25K BTU, 1 @ 8K BTU) - Stainless	\$ 7,999

Add to end of model number "- LP" for LIQUID PROPANE or "- NG" for NATURAL GAS.

#### Custom Handle + Knobs

30" Ranges - Polished Brass/Brass Satin or Chrome Satin = \$499  
 36" Ranges - Polished Brass/Brass Satin or Chrome Satin = \$499  
 48" Ranges - Polished Brass/Brass Satin or Chrome Satin = \$839

#### Standard Color Change

30" Ranges - Standard Colors = \$499  
 36" Ranges - Standard Colors = \$499  
 48" Ranges - Standard Colors = \$839

#### Custom Color Change

30" Ranges - Custom Colors = \$839  
 36" Ranges - Custom Colors = \$839  
 48" Ranges - Custom Colors = \$1,169

For Range Accessories + Color/Finish Information - See Accessories Section Pg. 38


## 36" GAS RANGES - CGSR36 GRAND CHEF SERIES - SEALED BURNERS



CGSR366

- Up to six Accu-Heat™ sealed brass burners rated at 19,000 BTUs each, creates powerfully consistent heat
- All burners turn down to a true simmer
- Porcelain-coated cast iron grates
- Optional wok available
- Griddle and BBQ grills come with stainless steel covers
- Five rack positions
- Dual 40 Watt oven lights
- Broil Pan included
- Black porcelain with Titanium speck oven interiors
- 1-1/4" diameter professional-style handle
- Extra-large viewing windows with embossed design
- Heavy-duty oven door hinges
- Tru-Temp™ convection oven with separate fan On/Off switch
- Height and leveling adjustability
- Self-clean convection oven
- Large oven: 4.5 cu. ft. cavity
- 30,000 BTU bake burner for uniform cooking
- 18,000 BTU Infrared broiler behind glass
- Rotomatic™ motorized rotisserie system
- Heavy-duty cast stainless steel rotisserie prongs
- Stainless steel rotisserie spit rod
- Three EZ-Glide™ oven racks
- Available in 10 Standard Colors or 206 RAL Custom Colors
- Available in 4 modern handle and knob finish option

Available Standard Colors:



CGSR366



CGSR362B2



CGSR362G2

### CAPITAL 36" CLASSIC CHEF SERIES RANGES - SEALED BURNER

Model	Description	MAP
CGSR366	36" Range - 6 Burners - (5 @ 25K BTU, 1 @ 8K BTU) - Stainless	\$ 8,999
CGSR362B2	36" Range - 2 Burners/Center Grill/2 Burners - (3 @ 25K BTU, 1 @ 8K BTU) - Stainless	\$ 9,999
CGSR362G2	36" Range - 2 Burners/Center Griddle/2 Burners - (3 @ 25K BTU, 1 @ 8K BTU) - Stainless	\$ 9,999

Add to end of model number "- LP" for LIQUID PROPANE or "- NG" for NATURAL GAS.

**Custom Handle + Knobs**

30" Ranges - Polished Brass/Brass Satin or Chrome Satin = \$499  
 36" Ranges - Polished Brass/Brass Satin or Chrome Satin = \$499  
 48" Ranges - Polished Brass/Brass Satin or Chrome Satin = \$839

**Standard Color Change**

30" Ranges - Standard Colors = \$499  
 36" Ranges - Standard Colors = \$499  
 48" Ranges - Standard Colors = \$839

**Custom Color Change**

30" Ranges - Custom Colors = \$839  
 36" Ranges - Custom Colors = \$839  
 48" Ranges - Custom Colors = \$1,169

For Range Accessories + Color/Finish Information - See Accessories Section Pg. 38


## 48" GAS RANGES - CGSR488 GRAND CHEF SERIES - OPEN BURNERS



CGSR488

- Power-Flame™ burners are rated at 25,000 BTUs to deliver intense powerful heat
- All burners turn down to a true simmer
- FineTouch™ simmer burner rated at 8,000 BTUs
- EZ-Clean™ Drip Trays - Full extension removable drip trays mounted on ball bearing rails
- Ergo-Cool™ - Die cast, chrome-plate ergonomic metal knobs are cool to the touch
- Auto-ignition/re-ignition on all burners
- Island trim attached
- Five rack positions
- Dual 40 Watt oven lights
- Broil Pan included
- Black porcelain with Titanium speck oven interiors
- 1-1/4" diameter professional-style handles
- Extra-large viewing windows with embossed design
- Heavy-duty oven door hinges
- Height and leveling adjustability
- Self-clean convection oven (large oven only)
- Large oven: 4.5 cu. ft. cavity
- Companion oven: 2.0 cu. ft. cavity
- 30,000 BTU bake burner for uniform cooking
- 18,000 BTU Infrared broiler behind glass
- Tru-Temp™ convection oven with separate fan On/Off switch (large oven only)
- Rotomatic™ motorized rotisserie system (large oven only)
- Heavy-duty cast stainless steel rotisserie prongs
- Stainless steel rotisserie spit rod
- Three EZ-Glide™ oven
- Available in 10 Standard Colors or 206 RAL Custom Colors
- Available in 4 modern handle and knob finish option

Available Standard Colors:



CGSR488



CGSR484B2



CGSR484G2



CGSR484BG



CGSR484GG



CGSR484BB



CGSR484CW

### CAPITAL 48" GRAND CHEF SERIES RANGES - OPEN BURNER

Model	Description	MAP
CGSR488	48" Range - 8 Burners - (5 @ 25K BTU, 1 @ 8K BTU) - Stainless	\$ 12,999
CGSR484B2	48" Range - 6 Burners/Center Grill - (5 @ 25K BTU, 1 @ 8K BTU) - Stainless	\$ 13,999
CGSR484G2	48" Range - 4 Burners/Center Griddle - (5 @ 25K BTU, 1 @ 8K BTU) - Stainless	\$ 13,999
CGSR484BG	48" Range - 4 Burners/Grill/Griddle- (5 @ 25K BTU, 1 @ 8K BTU) - Stainless	\$ 14,999
CGSR484GG	48" Range - 4 Burners /24" Griddle- (3 @ 25K BTU, 1 @ 8K BTU) - Stainless	\$ 14,999
CGSR484BB	48" Range - 4 Burners /24" Grill- (3 @ 25K BTU, 1 @ 8K BTU) - Stainless	\$ 14,999
CGSR484CW	48" Range - 4 Burners (3 @ 25K BTU, 1 @ 8K BTU) / 24" Open Burner Wok (25K BTU) - Stainless	\$ 14,999

Add to end of model number "- LP" for LIQUID PROPANE or "- NG" for NATURAL GAS.

#### Custom Handle + Knobs

30" Ranges - Polished Brass/Brass Satin or Chrome Satin = \$499  
 36" Ranges - Polished Brass/Brass Satin or Chrome Satin = \$499  
 48" Ranges - Polished Brass/Brass Satin or Chrome Satin = \$839

#### Standard Color Change

30" Ranges - Standard Colors = \$499  
 36" Ranges - Standard Colors = \$499  
 48" Ranges - Standard Colors = \$839

#### Custom Color Change

30" Ranges - Custom Colors = \$839  
 36" Ranges - Custom Colors = \$839  
 48" Ranges - Custom Colors = \$1,169

For Range Accessories + Color/Finish Information - See Accessories Section Pg. 38




CGSR6010

## 60" GAS RANGES - CGSR60 GRAND CHEF SERIES - OPEN BURNERS

- Up to six Accu-Heat™ sealed brass burners rated at 19,000 BTUs each, creates powerfully consistent heat
- All burners turn down to a true simmer
- Porcelain-coated cast iron grates
- Optional wok available
- Griddle and BBQ grills come with stainless steel covers
- Five rack positions
- Dual 40 Watt oven lights
- Broil Pan included
- Black porcelain with Titanium speck oven interiors
- 1-1/4" diameter professional-style handle
- Extra-large viewing windows with embossed design
- Heavy-duty oven door hinges
- Tru-Temp™ convection oven with separate fan On/Off switch
- Height and leveling adjustability
- Self-clean convection oven
- Large oven: 4.5 cu. ft. cavity
- 30,000 BTU bake burner for uniform cooking
- 18,000 BTU Infrared broiler behind glass
- Rotomatic™ motorized rotisserie system
- Heavy-duty cast stainless steel rotisserie prongs
- Stainless steel rotisserie spit rod
- Three EZ-Glide™ oven racks
- Available in 10 Standard Colors or 206 RAL Custom Colors
- Available in 4 modern handle and knob finish option

Available Standard Colors:



CGSR6010



CGSR604B4



CGSR604G4



CGSR604BG2



CGSR604GG2



CGSR604BB2



CGSR606W

## CAPITAL 60" CLASSIC CHEF SERIES RANGES - OPEN BURNER

Model	Description	MAP
CGSR6010	60" Range - 10 Burners - (9 @ 25K BTU, 1 @ 8K BTU) - Stainless	\$ 16,999
CGSR604B4	60" Range - 4 Burners/12" Grill/4 Burners - (5 @ 25K, 1 @ 8K BTU) - Stainless	\$ 17,999
CGSR604G4	60" Range - 4 Burners/12" Griddle/4 Burners - (5 @ 25K, 1 @ 8K BTU) - Stainless	\$ 17,999
CGSR604BG2	60" Range - 4 Burners/Grill/Griddle/4 Burners- (5 @ 25K, 1 @ 8K BTU) - Stainless	\$ 18,999
CGSR604BB2	60" Range - 4 Burners /24" Grill/2 Burners- (5 @ 25K, 1 @ 8K BTU)- Stainless	\$ 18,999
CGSR604GG2	60" Range - 4 Burners /24" Griddle/2 Burners- (5 @ 25K, 1 @ 8K BTU) - Stainless	\$ 18,999
CGSR606CW	60" Range - 6 Burners (5 @ 25K, 1 @ 8K BTU) / 24" Open Burner Wok (25K BTU) - Stainless	\$ 18,999

Add to end of model number "- LP" for LIQUID PROPANE or "- NG" for NATURAL GAS.

### Custom Handle + Knobs

- 30" Ranges - Polished Brass/Brass Satin or Chrome Satin = \$499
- 36" Ranges - Polished Brass/Brass Satin or Chrome Satin = \$499
- 48" Ranges - Polished Brass/Brass Satin or Chrome Satin = \$839
- 60" Ranges - Polished Brass/Brass Satin or Chrome Satin = \$839

### Standard Color Change

- 30" Ranges - Standard Colors = \$499
- 36" Ranges - Standard Colors = \$499
- 48" Ranges - Standard Colors = \$839
- 60" Ranges - Standard Colors = \$839

### Custom Color Change


- 30" Ranges - Custom Colors = \$839
- 36" Ranges - Custom Colors = \$839
- 48" Ranges - Custom Colors = \$1,169
- 60" Ranges - Custom Colors = \$1,169

For Range Accessories + Color/Finish Information - See Accessories Section Pg. 38



CSB304

Available Standard Colors:



## 30" DUAL FUEL RANGE - CSB304 GRAND CHEF SERIES - SEALED BURNERS

- Four Accu-Heat™ sealed brass burners rated at 19,000 BTUs each, creates powerfully consistent heat
- All burners turn down to a true simmer
- Porcelain-coated cast iron grates with center bridge grate provide a continuous cooking surface
- Five rack positions
- Dual 40 Watt oven lights
- Broil Pan included
- Black porcelain with Titanium speck oven interiors
- 1-1/4" diameter professional-style handle
- Extra-large viewing windows with embossed design
- Heavy-duty oven door hinges
- Tru-Temp™ convection oven with separate fan On/Off switch
- Height and leveling adjustability
- Large oven: 5.0 cu. ft. cavity
- Bake, Broil, Roast, Delicate Bake, Perfect Convection & Moist Cooking
- Self-Clean
- Precision Meat Probe for perfect temperature cooking
- Hidden Bake Element under glass for easy clean up
- Dual air-flow convection
- Timed Cook - Set the oven to turn itself off
- Delay Cook - Start the oven cooking at a set time
- Three EZ-Glide™ oven racks
- Clock and Sabbath Mode
- Available in 10 Standard Colors or 206 RAL Custom Colors
- Available in 4 modern handle and knob finish option

### CAPITAL 30" GRAND CHEF SERIES RANGES - SEALED BURNER

Model	Description	MAP
CSB304	30" Range - 4 Burners - 19K BTU - Stainless	\$ 6,499

Add to end of model number "- LP" for LIQUID PROPANE or "- NG" for NATURAL GAS.

#### Custom Handle + Knobs

30" Ranges - Polished Brass/Brass Satin or Chrome Satin = \$499  
 36" Ranges - Polished Brass/Brass Satin or Chrome Satin = \$499  
 48" Ranges - Polished Brass/Brass Satin or Chrome Satin = \$839

#### Standard Color Change

30" Ranges - Standard Colors = \$499  
 36" Ranges - Standard Colors = \$499  
 48" Ranges - Standard Colors = \$839

#### Custom Color Change


30" Ranges - Custom Colors = \$839  
 36" Ranges - Custom Colors = \$839  
 48" Ranges - Custom Colors = \$1,169

For Range Accessories + Color/Finish Information - See Accessories Section Pg. 38



CSB366

Available Standard Colors:



### 36" DUAL FUEL RANGES - CSB36 GRAND CHEF SERIES - SEALED BURNERS

- Up to six Accu-Heat™ sealed brass burners rated at 19,000 BTUs each, creates powerfully consistent heat
- All burners turn down to a true simmer
- Porcelain-coated cast iron grates
- Optional wok available
- All griddle and BBQ grills come with stainless steel covers
- Five rack positions
- Dual 40 Watt oven lights
- Broil Pan included
- Black porcelain with Titanium speck oven interiors
- 1-1/4" diameter professional-style handle
- Extra-large viewing windows with embossed design
- Heavy-duty oven door hinges
- Tru-Temp™ convection oven with separate fan On/Off Switch
- Height and leveling adjustability
- Large oven: 5.4 cu. ft. cavity
- Bake, Broil, Roast, Delicate Bake, Perfect Convection & Moist Cooking modes
- Self-clean
- Precision meat probe for perfect temperature cooking
- Hidden Bake Element under glass for easy clean up
- Dual air-flow convection
- Timed Cook - Set the oven to turn itself off
- Delay Cook - Start the oven cooking at a set time
- Three EZ-Glide™ oven racks
- Clock and Sabbath mode
- Available in 10 Standard Colors or 206 RAL Custom Colors
- Available in 4 modern handle and knob option



CSB366



CSB362B2



CSB362G2

### CAPITAL 36" CLASSIC CHEF SERIES RANGES - SEALED BURNER

Model	Description	MAP
CSB366	36" Range - 6 Burners -19K BTU - Stainless	\$ 8,999
CSB362B2	36" Range - 2 Burners/Center Grill/2 Burners - 19K BTU - Stainless	\$ 9,999
CSB362G2	36" Range - 2 Burners/Center Griddle/2 Burners - 19K BTU - Stainless	\$ 9,999

Add to end of model number "- LP" for LIQUID PROPANE or "- NG" for NATURAL GAS.

**Custom Handle + Knobs**

30" Ranges - Polished Brass/Brass Satin or Chrome Satin = \$499  
 36" Ranges - Polished Brass/Brass Satin or Chrome Satin = \$499  
 48" Ranges - Polished Brass/Brass Satin or Chrome Satin = \$839

**Standard Color Change**

30" Ranges - Standard Colors = \$499  
 36" Ranges - Standard Colors = \$499  
 48" Ranges - Standard Colors = \$839

**Custom Color Change**

30" Ranges - Custom Colors = \$839  
 36" Ranges - Custom Colors = \$839  
 48" Ranges - Custom Colors = \$1,169

For Range Accessories + Color/Finish Information - See Accessories Section Pg. 38




CSB488

## 48" DUAL FUEL RANGES - CSB488 GRAND CHEF SERIES - SEALED BURNERS

- Up to eight Accu-Heat™ sealed brass burners rated at 19,000 BTUs each, creates powerfully consistent heat
- All burners turn down to a true simmer
- Porcelain-coated cast iron grates
- Optional wok available
- All griddle and BBQ grills come with stainless steel covers
- Five rack positions
- Dual 40 Watt oven lights
- Broil Pan included
- Black porcelain with Titanium speck oven interiors
- 1-1/4" diameter professional-style handles
- Extra-large viewing windows with embossed design
- Heavy-duty oven door hinges
- Height and leveling adjustability
- Large oven: 5.4 cu. ft. cavity.
- Companion oven: 2.4 cu. ft.
- Bake, Broil, Roast, Delicate Bake, Perfect Convection & Moist Cooking modes
- Self-Clean
- Precision Meat Probe for perfect temperature cooking
- Tru-Temp™ convection fan cooking for Bake, Broil, Roast in large oven, Bake only in companion oven
- Hidden Bake Element under glass for easy clean up
- Dual air-flow convection
- Timed Cook - Set the over to turn itself off
- Delay Cook - Start the oven cooking at a set time
- Three EZ-Glide™ oven racks
- Clock and Sabbath mode
- Available in 10 Standard Colors or 206 RAL Custom Colors
- Available in 4 modern handle and knob option

Available Standard Colors:



CSB488



CSB484B2



CSB484G2



CSB484BG



CSB484GG



CSB484BB



CSB484W



CSB484CW

## CAPITAL 48" GRAND CHEF SERIES RANGES - SEALED BURNER

Model	Description	MAP
CSB488	48" Range - 8 Burners - 19K BTU - Stainless	\$ 13,999
CSB484B2	48" Range - 4 Burners/Center Grill/2 Burners - 19K BTU- Stainless	\$ 14,999
CSB484G2	48" Range - 4 Burners/Center Griddle/2 Burners - 19K BTU- Stainless	\$ 14,999
CSB484BG	48" Range - 4 Burners/Grill/Griddle- 19K BTU- Stainless	\$ 15,999
CSB484GG	48" Range - 4 Burners /24" Griddle- 19K BTU - Stainless	\$ 15,999
CSB484BB	48" Range - 4 Burners /24" Grill- 19K BTU - Stainless	\$ 15,999
CSB484W	48" Range - 4 Burners - 19K BTU / 24" Sealed Burner Wok (25K BTU) - Stainless	\$ 15,999
CSB484CW	48" Range - 4 Burners - 19K BTU / 24" Open Burner Wok (25K BTU) - Stainless	\$ 15,999

Add to end of model number "- LP" for LIQUID PROPANE or "- NG" for NATURAL GAS.

### Custom Handle + Knobs

30" Ranges - Polished Brass/Brass Satin or Chrome Satin = \$499  
 36" Ranges - Polished Brass/Brass Satin or Chrome Satin = \$499  
 48" Ranges - Polished Brass/Brass Satin or Chrome Satin = \$839

### Standard Color Change

30" Ranges - Standard Colors = \$499  
 36" Ranges - Standard Colors = \$499  
 48" Ranges - Standard Colors = \$839

### Custom Color Change


30" Ranges - Custom Colors = \$839  
 36" Ranges - Custom Colors = \$839  
 48" Ranges - Custom Colors = \$1,169

For Range Accessories + Color/Finish Information - See Accessories Section Pg. 38



CSB6010

Available Standard Colors:



## 60" DUAL FUEL RANGES - CSB60 GRAND CHEF SERIES - SEALED BURNERS

- Up to ten Accu-Heat™ sealed brass burners rated at 19,000 BTUs each, creates powerfully consistent heat
- All burners turn down to a true simmer
- Porcelain-coated cast iron grates
- Optional wok available
- Griddle and BBQ grills come with stainless steel covers
- Five rack positions
- Dual 40 Watt oven lights
- Broil Pan included
- Black porcelain with Titanium speck oven interiors
- 1-1/4" diameter professional-style handles
- Extra-large viewing windows with embossed design
- Heavy-duty oven door hinges
- Tru-Temp™ convection oven with separate fan On/Off switch
- Height and leveling adjustability
- Large oven: 5.4 cu. ft. cavity
- Companion oven: 3.6 cu. ft.
- Bake, Broil, Roast, Delicate Bake, Perfect Convection & Moist Cooking modes
- Self-Clean
- Precision meat probe for perfect temperature cooking
- Hidden Bake Element under glass for easy clean up
- Dual air-flow convection
- Timed Cook - Set the oven to turn itself off
- Delay Cook - Start the oven cooking at a set time
- Three EZ-Glide™ oven racks
- Clock and Sabbath mode
- Available in 10 Standard Colors or 206 RAL Custom Colors
- Available in 4 modern handle and knob finish option



CSB6010



CSB604B4



CSB604G4



CSB604BG2



CSB604GG2



CSB604BB2



CSB604W



CSB604CW

## CAPITAL 60" CLASSIC CHEF SERIES RANGES - SEALED BURNER

Model	Description	MAP
CSB6010	60" Range - 10 Burners - 19K BTU - Stainless	\$ 17,999
CSB604B4	60" Range - 4 Burners/Grill/4 Burners - 19K BTU - Stainless	\$ 18,999
CSB604G4	60" Range - 4 Burners/Griddle/4 Burners - 19K BTU - Stainless	\$ 18,999
CSB604BG2	60" Range - 4 Burners/Grill/Griddle/2 Burners- (19K BTU) - Stainless	\$ 19,999
CSB604BB2	60" Range - 4 Burners /24" Grill/2 Burners- 19K BTU- Stainless	\$ 19,999
CSB604GG2	60" Range - 4 Burners /24" Griddle/2 Burners- 19K BTU - Stainless	\$ 19,999
CSB606W	60" Range - 6 Burners (19K BTU) / 24" Sealed Burner Wok (25K BTU) - Stainless	\$ 19,999
CSB606CW	60" Range - 6 Burners (19K BTU) / 24" Open Burner Wok (25K BTU) - Stainless	\$ 19,999

Add to end of model number "-LP" for LIQUID PROPANE or "-NG" for NATURAL GAS.

### Custom Handle + Knobs

- 30" Ranges - Polished Brass/Brass Satin or Chrome Satin = \$499
- 36" Ranges - Polished Brass/Brass Satin or Chrome Satin = \$499
- 48" Ranges - Polished Brass/Brass Satin or Chrome Satin = \$839
- 60" Ranges - Polished Brass/Brass Satin or Chrome Satin = \$839

### Standard Color Change

- 30" Ranges - Standard Colors = \$499
- 36" Ranges - Standard Colors = \$499
- 48" Ranges - Standard Colors = \$839
- 60" Ranges - Standard Colors = \$839

### Custom Color Change


- 30" Ranges - Custom Colors = \$839
- 36" Ranges - Custom Colors = \$839
- 48" Ranges - Custom Colors = \$1,169
- 60" Ranges - Custom Colors = \$1,169

For Range Accessories + Color/Finish Information - See Accessories Section Pg. 38



COB304

Available Standard Colors:



## 30" DUAL FUEL RANGE - COB304 GRAND CHEF SERIES - OPEN BURNERS

- Power-Flame™ burners are rated at 25,000 BTUs to deliver intense powerful heat
- All burners turn down to a true simmer
- FineTouch™ simmer burner rated at 8,000 BTUs
- EZ-Clean™ Drip Trays - Full extension removable drip trays mounted on ball bearing rails
- Ergo-Cool™ - Die cast, chrome-plate ergonomic metal knobs are cool to the touch
- Auto-ignition/re-ignition on all burners
- Island trim attached
- Five rack positions
- Dual 40 Watt oven lights
- Broil Pan included
- Black porcelain with Titanium speck oven interiors
- 1-1/4" diameter professional-style handle
- Extra-large viewing windows with embossed design
- Heavy-duty oven door hinges
- Tru-Temp™ convection oven with separate fan On/Off switch
- Height and leveling adjustability
- Large oven: 5.0 cu. ft. cavity
- Bake, Broil, Roast, Delicate Bake, Perfect Convection & Moist Cooking
- Self-Clean
- Precision Meat Probe for perfect temperature cooking
- Hidden Bake Element under glass for easy clean up
- Dual air-flow convection
- Timed Cook - Set the oven to turn itself off
- Delay Cook - Start the oven cooking at a set time
- Three EZ-Glide™ oven racks
- Clock and Sabbath Mode
- Available in 10 Standard Colors or 206 RAL Custom Colors
- Available in 4 modern handle and knob finish option

### CAPITAL 30" GRAND CHEF SERIES RANGES - OPEN BURNER

Model	Description	MAP
COB304	30" Range - 4 Burners (3 @ 25K BTU, 1 @ 8K BTU) - Stainless	\$ 7,299

Add to end of model number "- LP" for LIQUID PROPANE or "- NG" for NATURAL GAS.

#### Custom Handle + Knobs

30" Ranges - Polished Brass/Brass Satin or Chrome Satin = \$499  
 36" Ranges - Polished Brass/Brass Satin or Chrome Satin = \$499  
 48" Ranges - Polished Brass/Brass Satin or Chrome Satin = \$839

#### Standard Color Change

30" Ranges - Standard Colors = \$499  
 36" Ranges - Standard Colors = \$499  
 48" Ranges - Standard Colors = \$839

#### Custom Color Change


30" Ranges - Custom Colors = \$839  
 36" Ranges - Custom Colors = \$839  
 48" Ranges - Custom Colors = \$1,169

For Range Accessories + Color/Finish Information - See Accessories Section Pg. 38



COB366

Available Standard Colors:



## 36" DUAL FUEL RANGES - COB36 GRAND CHEF SERIES - OPEN BURNERS

- Power-Flame™ burners are rated at 25,000 BTUs to deliver intense powerful heat
- All burners turn down to a true simmer
- FineTouch™ simmer burner rated at 8,000 BTUs
- EZ-Clean™ Drip Trays - Full extension removable drip trays mounted on ball bearing rails
- Ergo-Cool™ - Die cast, chrome-plate ergonomic metal knobs are cool to the touch
- Auto-ignition/re-ignition on all burners
- Island trim attached
- Five rack positions
- Dual 40 Watt oven lights
- Broil Pan included
- Black porcelain with Titanium speck oven interiors
- 1-1/4" diameter professional-style handle
- Extra-large viewing windows with embossed design
- Heavy-duty oven door hinges
- Tru-Temp™ convection oven with separate fan On/Off Switch
- Height and leveling adjustability
- Large oven: 5.4 cu. ft. cavity
- Bake, Broil, Roast, Delicate Bake, Perfect Convection & Moist Cooking modes
- Self-clean
- Precision meat probe for perfect temperature cooking
- Hidden Bake Element under glass for easy clean up
- Dual air-flow convection
- Timed Cook - Set the over to turn itself off
- Delay Cook - Start the oven cooking at a set time
- Three EZ-Glide™ oven racks
- Clock and Sabbath mode
- Available in 10 Standard Colors or 206 RAL Custom Colors
- Available in 4 modern handle and knob finish option



COB366



COB362B2



COB362G2

## CAPITAL 36" CLASSIC CHEF SERIES RANGES - OPEN BURNER

Model	Description	MAP
COB366	36" Range - 6 Burners (5 @ 25K BTU, 1 @ 8K BTU) - Stainless	\$ 8,999
COB362B2	36" Range - 2 Burners/Center Grill/2 Burners - (3 @ 25K BTU, 1 @ 8K BTU) - Stainless	\$ 9,999
COB362G2	36" Range - 2 Burners/Center Griddle/2 Burners - (3 @ 25K BTU, 1 @ 8K BTU) - Stainless	\$ 9,999

Add to end of model number "- LP" for LIQUID PROPANE or "- NG" for NATURAL GAS.

### Custom Handle + Knobs

30" Ranges - Polished Brass/Brass Satin or Chrome Satin = \$499  
 36" Ranges - Polished Brass/Brass Satin or Chrome Satin = \$499  
 48" Ranges - Polished Brass/Brass Satin or Chrome Satin = \$839

### Standard Color Change

30" Ranges - Standard Colors = \$499  
 36" Ranges - Standard Colors = \$499  
 48" Ranges - Standard Colors = \$839

### Custom Color Change

30" Ranges - Custom Colors = \$839  
 36" Ranges - Custom Colors = \$839  
 48" Ranges - Custom Colors = \$1,169


For Range Accessories + Color/Finish Information - See Accessories Section Pg. 38

## 48" DUAL FUEL RANGES - COB488 GRAND CHEF SERIES - OPEN BURNERS



COB488

Available Standard Colors:



- Power-Flame™ burners are rated at 25,000 BTUs to deliver intense powerful heat
- All burners turn down to a true simmer
- FineTouch™ simmer burner rated at 8,000 BTUs
- EZ-Clean™ Drip Trays - Full extension removable drip trays mounted on ball bearing rails
- Ergo-Cool™ - Die cast, chrome-plate ergonomic metal knobs are cool to the touch
- Auto-ignition/re-ignition on all burners
- Island trim attached
- Five rack positions
- Dual 40 Watt oven lights
- Broil Pan included
- Black porcelain with Titanium speck oven interiors
- 1-1/4" diameter professional-style handles
- Extra-large viewing windows with embossed design
- Heavy-duty oven door hinges
- Height and leveling adjustability
- Large oven: 5.4 cu. ft. cavity.
- Companion oven: 2.4 cu. ft.
- Bake, Broil, Roast, Delicate Bake, Perfect Convection & Moist Cooking modes
- Self-Clean
- Precision Meat Probe for perfect temperature cooking
- Tru-Temp™ convection fan cooking for Bake, Broil, Roast in large oven, Bake only in companion oven
- Hidden Bake Element under glass for easy clean up
- Dual air-flow convection
- Timed Cook - Set the over to turn itself off
- Delay Cook - Start the oven cooking at a set time
- Three EZ-Glide™ oven racks
- Clock and Sabbath mode
- Available in 10 Standard Colors or 206 RAL Custom Colors
- Available in 4 modern handle and knob finish option



COB488



COB484B2



COB484G2



COB484BG



COB484BB



COB484GG



COB484CW

### CAPITAL 48" GRAND CHEF SERIES RANGES - OPEN BURNER

Model	Description	MAP
COB488	48" Range - 8 Burners (7 @ 25K BTU, 1 @ 8K BTU) - Stainless	\$ 13,999
COB484B2	48" Range - 4 Burners/Center Grill/2 Burners - (5 @ 25K BTU, 1 @ 8K BTU) - Stainless	\$ 14,999
COB484G2	48" Range - 4 Burners/Center Griddle/2 Burners - (5 @ 25K BTU, 1 @ 8K BTU)- Stainless	\$ 14,999
COB484BG	48" Range - 4 Burners (3 @ 25K BTU, 1 @ 8K BTU) / Grill/Griddle - Stainless	\$ 15,999
COB484BB	48" Range - 4 Burners (3 @ 25K BTU, 1 @ 8K BTU) / 24" Grill - Stainless	\$ 15,999
COB484GG	48" Range - 4 Burners (3 @ 25K BTU, 1 @ 8K BTU) / 24" Griddle - Stainless	\$ 15,999
COB484CW	48" Range - 4 Burners - (3 @ 25K BTU, 1 @ 8K BTU) - 24" Open Burner Wok (25K BTU) - Stainless	\$ 15,999

Add to end of model number "- LP" for LIQUID PROPANE or "- NG" for NATURAL GAS.

#### Custom Handle + Knobs

30" Ranges - Polished Brass/Brass Satin or Chrome Satin = \$499  
 36" Ranges - Polished Brass/Brass Satin or Chrome Satin = \$499  
 48" Ranges - Polished Brass/Brass Satin or Chrome Satin = \$839

#### Standard Color Change

30" Ranges - Standard Colors = \$499  
 36" Ranges - Standard Colors = \$499  
 48" Ranges - Standard Colors = \$839


#### Custom Color Change

30" Ranges - Custom Colors = \$839  
 36" Ranges - Custom Colors = \$839  
 48" Ranges - Custom Colors = \$1,169



COB6010

Available Standard Colors:



## 60" DUAL FUEL RANGES - COB60 GRAND CHEF SERIES - OPEN BURNERS

- Power-Flame™ burners are rated at 25,000 BTUs to deliver intense powerful heat
- All burners turn down to a true simmer
- FineTouch™ simmer burner rated at 8,000 BTUs
- EZ-Clean™ Drip Trays - Full extension removable drip trays mounted on ball bearing rails
- Ergo-Cool™ - Die cast, chrome-plate ergonomic metal knobs are cool to the touch
- Auto-ignition/re-ignition on all burners
- Island trim attached
- Five rack positions
- Dual 40 Watt oven lights
- Broil Pan included
- Black porcelain with Titanium speck oven interiors
- 1-1/4" diameter professional-style handles
- Extra-large viewing windows with embossed design
- Heavy-duty oven door hinges
- Tru-Temp™ convection oven with separate fan On/Off switch
- Height and leveling adjustability
- Large oven: 5.4 cu. ft. cavity
- Companion oven: 3.6 cu. ft.
- Bake, Broil, Roast, Delicate Bake, Perfect Convection & Moist Cooking modes
- Self-Clean
- Precision meat probe for perfect temperature cooking
- Hidden Bake Element under glass for easy clean up
- Dual air-flow convection
- Timed Cook - Set the oven to turn itself off
- Delay Cook - Start the oven cooking at a set time
- Three EZ-Glide™ oven racks
- Clock and Sabbath mode
- Available in 10 Standard Colors or 206 RAL Custom Colors
- Available in 4 modern handle and knob finish option



COB6010



COB604B4



COB604G4



COB604BG2



COB604GG2



COB604BB2



COB606CW

## CAPITAL 60" CLASSIC CHEF SERIES RANGES - OPEN BURNER

Model	Description	MAP
COB6010	60" Range - 10 Burners (9 @ 25K BTU, 1 @ 8K BTU) - Stainless	\$ 18,999
COB604B4	60" Range - 4 Burners/Grill/4 Burners - (7 @ 25K BTU, 1 @ 8K BTU) - Stainless	\$ 19,999
COB604G4	60" Range - 4 Burners/Griddle/4 Burners - (7 @ 25K BTU, 1 @ 8K BTU)- Stainless	\$ 19,999
COB604BG2	60" Range - 4 Burners/Grill/Griddle/2 Burners- (5 @ 25K BTU, 1 @ 8K BTU) - Stainless	\$ 20,999
COB604BB2	60" Range - 4 Burners /24" Grill/2 Burners- 19K BTU- Stainless	\$ 20,999
COB604GG2	60" Range - 4 Burners /24" Griddle/2 Burners- (5 @ 25K BTU, 1 @ 8K BTU)- Stainless	\$ 20,999
COB606CW	60" Range - 6 Burners (5 @ 25K BTU, 1 @ 8K BTU)/ 24" Open Burner Wok (25K BTU) - Stainless	\$ 20,999

Add to end of model number "- LP" for LIQUID PROPANE or "- NG" for NATURAL GAS.

### Custom Handle + Knobs

- 30" Ranges - Polished Brass/Brass Satin or Chrome Satin = \$499
- 36" Ranges - Polished Brass/Brass Satin or Chrome Satin = \$499
- 48" Ranges - Polished Brass/Brass Satin or Chrome Satin = \$839
- 60" Ranges - Polished Brass/Brass Satin or Chrome Satin = \$839

### Standard Color Change

- 30" Ranges - Standard Colors = \$499
- 36" Ranges - Standard Colors = \$499
- 48" Ranges - Standard Colors = \$839
- 60" Ranges - Standard Colors = \$839

### Custom Color Change

- 30" Ranges - Custom Colors = \$839
- 36" Ranges - Custom Colors = \$839
- 48" Ranges - Custom Colors = \$1,169
- 60" Ranges - Custom Colors = \$1,169

For Range Accessories + Color/Finish Information - See Accessories Section Pg. 38



GRT304

## 30" GAS RANGETOP - GRT30 SEALED BURNERS

- Four Accu-Heat™ sealed brass burners rated at 19,000 BTUs each, creates powerfully consistent heat
- All burners turn down to a true simmer
- Porcelain-coated cast iron grates with center bridge grate provide a continuous cooking surface
- 8" center 15,000 BTU BBQ grill available (GRT302B2)
- 8" center 15,000 BTU Thermo-Griddle™ available (GRT302G2)
- Available in a stainless steel only with four modern knob finish options to choose from - Polished brass, Polished Chrome, Satin Brass, Satin Chrome



GRT304



GRT305



GRT302B2



GRT302G2



GRT302W



GRT302CW

## CAPITAL 30" RANGETOP - SEALED BURNER

Model	Description	MAP
GRT304	30" Rangetop - 4 Burners - 19K BTU - Stainless	\$ 2,999
GRT305	30" Rangetop - 5 Burners (4 @ 19K BTU, 1 @ 25K BTU) / Wok Burner - Stainless	\$ 3,999
GRT302B2	30" Rangetop - 2 Burners/Grill/2 Burners - 19K BTU- Stainless	\$ 3,999
GRT302G2	30" Rangetop - 2 Burners/Griddle/2 Burners- 19K BTU- Stainless	\$ 3,999
GRT302W	30" Rangetop - 2 Burners (15K BTU) / Sealed Burner Wok (25K BTU) - Stainless	\$ 4,199
GRT302CW	30" Rangetop - 2 Burners (15K BTU) / Open Burner Wok (25K BTU) - Stainless	\$ 4,199

### Custom Handle + Knobs

30" Rangetops - Polished Brass/Brass Satin or Chrome Satin = \$499

36" Rangetops - Polished Brass/Brass Satin or Chrome Satin = \$499

48" Rangetops - Polished Brass/Brass Satin or Chrome Satin = \$839

For Rangetop Accessories + Handle/Knob Information - See Accessories Section Pg. 38



GRT366

### 36" GAS RANGETOP - GRT36 SEALED BURNERS

- Up to six Accu-Heat™ sealed brass burners rated at 19,000 BTUs each, creates powerfully consistent heat
- All burners turn down to a true simmer
- Porcelain-coated cast iron grates
- Optional wok available
- Griddle and BBQ grills come with stainless steel covers
- Available in a stainless steel only with four modern knob finish options to choose from - Polished Brass, Polished Chrome, Satin Brass, Satin Chrome



GRT366



GRT362B2



GRT362G2



GRT362W



GRT362CW

### CAPITAL 36" RANGETOP - SEALED BURNER

Model	Description	MAP
GRT366	36" Rangetop - 6 Burners - 19K BTU - Stainless	\$ 3,999
GRT362B2	36" Rangetop - 2 Burners/Grill/2 Burners - 19K BTU- Stainless	\$ 4,999
GRT362G2	36" Rangetop - 2 Burners/Griddle/2 Burners - 19K BTU- Stainless	\$ 4,999
GRT362W	36" Rangetop - 2 Burners (15K BTU) / Sealed Burner Wok (25K BTU) - Stainless	\$ 4,899
GRT362CW	36" Rangetop - 2 Burners (15K BTU) / Open Burner Wok (25K BTU) - Stainless	\$ 4,899

**Custom Handle + Knobs**

30" Rangetops - Polished Brass/Brass Satin or Chrome Satin = \$499  
 36" Rangetops - Polished Brass/Brass Satin or Chrome Satin = \$499  
 48" Rangetops - Polished Brass/Brass Satin or Chrome Satin = \$839

For Rangetop Accessories + Handle/Knob Information - See Accessories Section Pg. 38



GRT488

## 48" GAS RANGETOP - GRT48 SEALED BURNERS

- Up to eight Accu-Heat™ sealed brass burners rated at 19,000 BTUs each, creates powerfully consistent heat
- All burners turn down to a true simmer
- Porcelain-coated cast iron grates
- Optional wok available
- Griddle and BBQ grills come with stainless steel covers
- Available in a stainless steel only with four modern knob finish options to choose from - Polished brass, Polished Chrome, Satin Brass, Satin Chrome



GRT488



GRT484B2



GRT484G2



GRT484BG



GRT484BB



GRT484GG



GRT484W



GRT484CW

## CAPITAL 48" RANGETOP - SEALED BURNER

Model	Description	MAP
GRT488	48" Rangetop - 8 Burners - 19K BTU - Stainless	\$ 4,999
GRT484B2	48" Rangetop - 4 Burners/Grill/2 Burners - 19K BTU- Stainless	\$ 5,999
GRT484G2	48" Rangetop - 4 Burners/Griddle/2 Burners- 19K BTU- Stainless	\$ 5,999
GRT484BG	48" Rangetop - 4 Burners/Grill/Griddle- 19K BTU- Stainless	\$ 6,999
GRT484BB	48" Rangetop - 4 Burners/24" Griddle - 19K BTU - Stainless	\$ 6,999
GRT484GG	48" Rangetop - 4 Burners/24" Grill - 19K BTU - Stainless	\$ 6,999
GRT484W	48" Rangetop - 4 Burners (19K BTU) / Sealed Burner Wok (25K BTU) - Stainless	\$ 6,999
GRT484CW	48" Rangetop - 4 Burners (15K BTU) / Open Burner Wok (25K BTU) - Stainless	\$ 6,999

### Custom Handle + Knobs

- 30" Rangetops - Polished Brass/Brass Satin or Chrome Satin = \$499
- 36" Rangetops - Polished Brass/Brass Satin or Chrome Satin = \$499
- 48" Rangetops - Polished Brass/Brass Satin or Chrome Satin = \$839

For Rangetop Accessories + Handle/Knob Information - See Accessories Section Pg. 38



GRT6010

## 60" GAS RANGETOP - GRT60 SEALED BURNERS

- Up to ten Accu-Heat™ sealed brass burners rated at 19,000 BTUs each, creates powerfully consistent heat
- All burners turn down to a true simmer
- Porcelain-coated cast iron grates
- Optional wok available
- All griddle and BBQ grills come with stainless steel covers
- Available in a stainless steel only with four modern knob finish options to choose from - Polished brass, Polished Chrome, Satin Brass, Satin Chrome



GRT6010



GRT604B4



GRT604G4



GRT604BG2



GRT604BB2



GRT604GG2



GRT606W



GRT606CW

### CAPITAL 60" RANGETOP - SEALED BURNER

Model	Description	MAP
GRT6010	60" Rangetop - 10 Burners - 19K BTU - Stainless	\$ 7,999
GRT604B4	60" Rangetop - 4 Burners/Grill/4 Burners - 19K BTU- Stainless	\$ 7,999
GRT604G4	60" Rangetop - 4 Burners/Griddle/4 Burners - 19K BTU- Stainless	\$ 7,999
GRT604BG2	60" Rangetop - 4 Burners (19K BTU)/Grill/Griddle/2 Burners- Stainless	\$ 8,999
GRT604BB2	60" Rangetop - 4 Burners/24" Griddle/2 Burners - 19K BTU - Stainless	\$ 8,999
GRT604GG2	60" Rangetop - 4 Burners/24" Grill/2 Burners - 19K BTU - Stainless	\$ 8,999
GRT606W	60" Rangetop - 6 Burners (19K BTU) / Sealed Burner Wok (25K BTU) - Stainless	\$ 8,999
GRT606CW	60" Rangetop - 6 Burners (15K BTU) / Open Burner Wok (25K BTU) - Stainless	\$ 8,999

**Custom Handle + Knobs**

30" Rangetops - Polished Brass/Brass Satin or Chrome Satin = \$499  
 36" Rangetops - Polished Brass/Brass Satin or Chrome Satin = \$499  
 48" Rangetops - Polished Brass/Brass Satin or Chrome Satin = \$839

For Rangetop Accessories + Handle/Knob Information - See Accessories Section Pg. 38



CGRT304

## 30" GAS RANGETOP - CGRT30 OPEN BURNERS

- Power-Flame™ burners are rated at 25,000 BTUs to deliver intense powerful heat
- All burners turn down to a true simmer
- FineTouch™ simmer burner rated at 8,000 BTUs
- EZ-Clean™ Drip Trays - Full extension removable drip trays mounted on ball bearing rails
- Ergo-Cool™ - Die cast, chrome-plate ergonomic metal knobs are cool to the touch
- Auto-ignition/re-ignition on all burners
- Island trim attached
- Available in a stainless steel only with four modern knob finish options to choose from - Polished brass, Polished Chrome, Satin Brass, Satin Chrome

### CAPITAL 30" RANGETOP - OPEN BURNER

Model	Description	MAP
CGRT304	30" Rangetop - 4 Burners (3 @ 25K BTU, 1 @ 8K BTU) - Stainless	\$ 3,999

#### Custom Handle + Knobs

30" Rangetops - Polished Brass/Brass Satin or Chrome Satin = \$499

36" Rangetops - Polished Brass/Brass Satin or Chrome Satin = \$499

48" Rangetops - Polished Brass/Brass Satin or Chrome Satin = \$839

For Rangetop Accessories + Handle/Knob Information - See Accessories Section Pg. 38



CGRT366

### 36" GAS RANGETOP - CGRT36 OPEN BURNERS

- Power-Flame™ burners are rated at 25,000 BTUs to deliver intense powerful heat
- All burners turn down to a true simmer
- FineTouch™ simmer burner rated at 8,000 BTUs
- EZ-Clean™ Drip Trays - Full extension removable drip trays mounted on ball bearing rails
- Ergo-Cool™ - Die cast, chrome-plate ergonomic metal knobs are cool to the touch
- Auto-ignition/re-ignition on all burners
- Island trim attached
- Available in a stainless steel only with four modern knob finish options to choose from - Polished brass, Polished Chrome, Satin Brass, Satin Chrome



CGRT366



CGRT362B2



CGRT362G2

### CAPITAL 36" RANGETOP - OPEN BURNER

Model	Description	MAP
CGRT366	36" Rangetop - 6 Burners - (5 @ 25K BTU, 1 @ 8K BTU) - Stainless	\$ 4,999
CGRT362B2	36" Rangetop - 2 Burners/Grill/2 Burners - (3 @ 25K BTU, 1 @ 8K BTU) - Stainless	\$ 5,999
CGRT362G2	36" Rangetop - 2 Burners/Griddle/2 Burners - (3 @ 25K BTU, 1 @ 8K BTU) - Stainless	\$ 5,999

**Custom Handle + Knobs**

30" Rangetops - Polished Brass/Brass Satin or Chrome Satin = \$499  
 36" Rangetops - Polished Brass/Brass Satin or Chrome Satin = \$499  
 48" Rangetops - Polished Brass/Brass Satin or Chrome Satin = \$839

For Rangetop Accessories + Handle/Knob Information - See Accessories Section Pg. 38



CGRT488

## 48" GAS RANGETOP - CGRT48 OPEN BURNERS

- Power-Flame™ burners are rated at 25,000 BTUs to deliver intense powerful heat
- All burners turn down to a true simmer
- FineTouch™ simmer burner rated at 8,000 BTUs
- EZ-Clean™ Drip Trays - Full extension removable drip trays mounted on ball bearing rails
- Ergo-Cool™ - Die cast, chrome-plate ergonomic metal knobs are cool to the touch
- Auto-ignition/re-ignition on all burners
- Island trim attached
- Available in a stainless steel only with four modern knob finish options to choose from - Polished brass, Polished Chrome, Satin Brass, Satin Chrome



CGRT488



CGRT484B2



CGRT484G2



CGRT484BG



CGRT484BB



CGRT484GG



CGRT484CW

## CAPITAL 48" RANGETOP - OPEN BURNER

Model	Description	MAP
CGRT488	48" Rangetop - 8 Burners - (7 @ 25K BTU, 1 @ 8K BTU) - Stainless	\$ 6,999
CGRT484B2	48" Rangetop - 4 Burners/Grill/2 Burners - (5 @ 25K BTU, 1 @ 8K BTU)- Stainless	\$ 6,999
CGRT484G2	48" Rangetop - 4 Burners/Griddle/2 Burners- (3 @ 25K BTU, 1 @ 8K BTU)- Stainless	\$ 6,699
CGRT484BG	48" Rangetop - 4 Burners/Grill/Griddle- (3 @ 25K BTU, 1 @ 8K BTU)- Stainless	\$ 7,999
CGRT484BB	48" Rangetop - 4 Burners/24" Griddle - (3 @ 25K BTU, 1 @ 8K BTU) - Stainless	\$ 7,999
CGRT484GG	48" Rangetop - 4 Burners/24" Grill - (3 @ 25K BTU, 1 @ 8K BTU) - Stainless	\$ 7,999
CGRT484CW	48" Rangetop - 4 Burners (3 @ 25K BTU, 1 @ 8K BTU) / Open Burner Wok (25K BTU) - Stainless	\$ 7,999

### Custom Handle + Knobs

30" Rangetops - Polished Brass/Brass Satin or Chrome Satin = \$499

36" Rangetops - Polished Brass/Brass Satin or Chrome Satin = \$499

48" Rangetops - Polished Brass/Brass Satin or Chrome Satin = \$839

For Rangetop Accessories + Handle/Knob Information - See Accessories Section Pg. 38



CGRT6010

## 60" GAS RANGETOP - CGRT60 OPEN BURNERS

- Power-Flame™ burners are rated at 25,000 BTUs to deliver intense powerful heat
- All burners turn down to a true simmer
- FineTouch™ simmer burner rated at 8,000 BTUs
- EZ-Clean™ Drip Trays - Full extension removable drip trays mounted on ball bearing rails
- Ergo-Cool™ - Die cast, chrome-plate ergonomic metal knobs are cool to the touch
- Auto-ignition/re-ignition on all burners
- Island trim attached
- Available in a stainless steel only with four modern knob finish options to choose from - Polished Brass, Polished Chrome, Satin Brass, Satin Chrome



CGRT6010



CGRT604B4



CGRT604G4



CGRT604BG2



CGRT604BB2



CGRT604GG2



CGRT606CW

### CAPITAL 60" RANGETOP - OPEN BURNER

Model	Description	MAP
CGRT6010	60" Rangetop - 10 Burners - (9 @ 25K BTU, 1 @ 8K BTU) - Stainless	\$ 9,999
CGRT604B4	60" Rangetop - 4 Burners/Grill/4 Burners - (7 @ 25K BTU, 1 @ 8K BTU) - Stainless	\$ 10,499
CGRT604G4	60" Rangetop - 4 Burners/Griddle/4 Burners - (7 @ 25K BTU, 1 @ 8K BTU)- Stainless	\$ 10,499
CGRT604BG2	60" Rangetop - 4 Burners/Grill/Griddle/2 Burners- (5 @ 25K BTU, 1 @ 8K BTU) - Stainless	\$ 11,499
CGRT604BB2	60" Rangetop - 4 Burners/24" Griddle/2 Burners - (5 @ 25K BTU, 1 @ 8K BTU) - Stainless	\$ 11,499
CGRT604GG2	60" Rangetop - 4 Burners/24" Grill/2 Burners - (5 @ 25K BTU, 1 @ 8K BTU) - Stainless	\$ 11,499
CGRT606CW	60" Rangetop - 6 Burners (5 @ 25K BTU, 1 @ 8K BTU) / Open Burner Wok (25K BTU) - Stainless	\$ 11,499

**Custom Handle + Knobs**

30" Rangetops - Polished Brass/Brass Satin or Chrome Satin = \$499

36" Rangetops - Polished Brass/Brass Satin or Chrome Satin = \$499

48" Rangetops - Polished Brass/Brass Satin or Chrome Satin = \$839

For Rangetop Accessories + Handle/Knob Information - See Accessories Section Pg. 38



MCT365GS

## 36" DROP-IN COOKTOP - MCT365GS SEALED BURNERS

- 304 stainless steel
- 64,000 BTUs total
- Power-Wok center burner - 25,000 BTUs
- Accu-Heat™ - 2 at 14,000 BTUs
- Accu-Heat™ - 1 at 10,000 BTUs
- Accu-Heat™ simmer burner - 6,000 BTUs
- All burners have a true simmer feature
- Electronic ignition/re-ignition on all burners
- Individual igniters for each burner
- One-piece fully sealed top
- Reversible center wok grate
- Continuous grate constructed of heavy duty cast iron with porcelain coated finish
- Indicating lights for burners
- Die-cast chrome knobs with comfort grips
- Available in NG or LP

### CAPITAL 36" DROP-IN COOKTOP - SEALED BURNER

Model	Description	MAP
MCT365GS	36" Cooktop - 5 Burners - (2 @ 14K BTU, 1 @ 10K BTU, 1 @ 6K BTU)/Power Wok (20K BTU) - Stainless	\$ 1,999



GRT 24 WK

## 24" BURNER WOK SEALED OR OPEN BURNERS

### CAPITAL 36" DROP-IN COOKTOP - SEALED BURNER

Model	Description	MAP
GRT 24 WK	24" Open Burner Wok - 25K BTU - Outdoor - Stainless	\$ 3,499
PSQ 24 WOK	24" Sealed Burner Wok - 25K BTU - Indoor - Stainless	\$ 2,799



MWOV301ES



MWOV302ES

## 30" WALL OVENS - MWOV30 ELECTRIC CONVECTION

- Oven cavity: 4.9 cu. ft.
- Moist-Cook – This feature stops food from drying out during cooking, resulting in the juiciest meats ever (top oven only in double wall oven). A Capital exclusive!
- Rotomatic™ Rotisserie – Built-in motorized rotisserie.
- Cook delicious, self-basting meats and poultry year round (top oven only in double wall oven). A Capital exclusive!
- Bake, Broil, Roast, Delicate Bake, and Perfect Convection
- Timed Cook – The oven turns itself off after a set amount of time
- Delay Cook – Set the oven to start cooking at a set time of day
- Clock – Displays time of day when range is not in use
- Meat Probe cooking
- Convection fan cooking for Bake, Broil, Roast
- Ultra-cool oven doors with extra large viewing oven window
- Hidden Bake Element under glass for easy clean up and efficient oven heating
- Ribbon Broil Element under glass results in BBQ-quality searing
- Dual Kitchen timers (5 secs – 11 hours 55 mins)
- Two-speed cooling fan system
- Dual air-flow convection
- Three EZ-Glide™ oven racks
- Self-Clean
- Sabbath mode
- Available in 10 Standard Colors or 206 RAL Custom Colors
- Available in 4 modern handle and knob finish option
- Available with four modern knob finish options to choose from - Polished brass, Polished Chrome, Satin Brass, Satin Chrome

### CAPITAL 30" WALL OVENS - SINGLE + DOUBLE

Model	Description	MAP
MWOV301ES	30" Single Electric Convection Wall Oven - Stainless	\$ 4,999
MWOV302ES	30" Double Electric Convection Wall Oven - Stainless	\$ 7,999

#### Custom Handle + Knobs

30" Single Wall Oven - Polished Brass/Brass Satin or Chrome Satin = \$339  
 30" Double Wall Oven - Polished Brass/Brass Satin or Chrome Satin = \$669

#### Standard Color Change

Standard Colors = \$499  
 Standard Colors = \$839

#### Custom Color Change

Custom Colors = \$839  
 Custom Colors = \$1,169

For Wall Oven Accessories + Color/Finish Information - See Accessories Section Pg. 40



MWD30E-S

## 30" WARMING DRAWER - MWD30E SELF CLOSING

- Three user adjustable factory preset temperatures: (120° ; 145° ; 200°)
- Factory preset temperatures can be customized to owner's needs
- "OFF" Timer is adjustable from 5 minutes to 4 hours then turns the drawer off
- Continuous "ON" option allows extended safe warming without resetting
- Large temperature and timer display for easy viewing in light or darkness
- Approved for outdoor installation
- 500 Watt 120 Volts heating element
- Removable drawer for easy cleaning
- Moisture vent allows moisture to escape or retain (MWD30E-S model only)
- Ball-bearing slides allow smooth opening and closing
- Self-closing feature slides smoothly to seal the drawer
- Available for custom panel installation - MWD30E-W model
- Chrome polished handle finish standard and four optional handle kits available
- Available in 10 Standard Colors or 206 RAL Custom Colors
- Available with four modern knob finish options to choose from - Polished brass, Polished Chrome, Satin Brass, Satin Chrome

### CAPITAL 30" WARMING DRAWER - SELF CLOSING

Model	Description	MAP
MWD30E-S	30" Self Closing Warming Drawer (100° - 200°) - Stainless	\$ 1,899
MWD30E-W	30" Self Closing Warming Drawer (100° - 200°) - Panel Ready	\$ 1,799

#### Custom Handle + Knobs

30" Single Wall Oven - Polished Brass/Brass Satin or Chrome Satin = \$339  
 30" Double Wall Oven - Polished Brass/Brass Satin or Chrome Satin = \$669

#### Standard Color Change

Standard Colors = \$499  
 Standard Colors = \$839

#### Custom Color Change

Custom Colors = \$839  
 Custom Colors = \$1,169

For Warming Drawer Accessories + Color/Finish Information - See Accessories Section Pg. 38



CR-24

## 24" UNDERCOUNTER REFRIGERATOR CR-24

- 24" width
- ETL certified
- Field-reversible door hinge
- Door and interior constructed with 304 stainless steel
- Front, bottom ventilation for freestanding or built-in applications
- Digital thermostat for precision temperature control
- Automatic defrost
- Stainless steel shelving
- 5.7 cubic foot capacity
- Smooth-gliding roll-out shelves, single-door undercounter refrigerator minimizes "lost" items at the back
- LED accent lighting for even illumination of interior
- Available in 10 Standard Colors or 206 RAL Custom Colors
- Available in 4 modern handle and knob finish option
- Available in a stainless steel only with four modern knob finish options to choose from - Polished brass, Polished Chrome, Satin Brass, Satin Chrome



CR-24D

### CAPITAL 24" UNDERCOUNTER REFRIGERATOR - SINGLE + DOUBLE DRAWER

Model	Description	MAP
CR-24	24" Undercounter Refrigerator - One Drawer - Stainless	\$ 3,999
CR-24PR	24" Undercounter Refrigerator - One Drawer - Panel Ready	\$ 3,899
CR-24D	24" Undercounter Refrigerator - Two Drawers - Stainless	\$ 4,599
CR-24DPR	24" Undercounter Refrigerator - Two Drawers - Panel Ready	\$ 4,599

**Custom Handle + Knobs**

CR-24 - Polished Brass/Brass Satin or Chrome Satin = \$499  
 CR-24D- Polished Brass/Brass Satin or Chrome Satin = \$839

**Standard Color Change**

Standard Colors = \$499  
 Standard Colors = \$499

**Custom Color Change**

Custom Colors = \$839  
 Custom Colors = \$839

For Refrigeration Accessories + Color/Finish Information - See Accessories Section Pg. 38



PSVH30

## CAPITAL VENT HOOD VENTILATION - PSVH

- Available in 30", 36", 48", and 60" widths
- Stainless steel in elegant brush finish
- 600 CFM on 30" and 1,200 CFM internal blower motors (included in vent hood)
- 50 Watt halogen lights (2)
- Stainless steel baffled filters
- Infinite fan speed settings
- All seamless construction
- Power requirements: 120V, 60HZ, 15 Amps
- 6" and 12" duct covers available
- Available in 10 Standard Colors or 206 RAL Custom Colors



PSVH30



PSVH36



PSVH48



PSVH60

## CAPITAL VENT HOOD VENTILATION - 30", 36", 48" + 60"

Model	Description	MAP
PSVH30	30" Vent Hood - 600 CFM - Stainless	\$ 2,199
PSVH36	36" Vent Hood - 1200 CFM - Stainless	\$ 2,599
PSVH48	48" Vent Hood - 1200 CFM - Stainless	\$ 2,999
PSVH60	60" Vent Hood - 1200 CFM - Stainless	\$ 3,499

### Standard Color Change

30" Hood - Standard Colors = \$499  
 36" Hood - Standard Colors = \$499  
 48" Hood - Standard Colors = \$839  
 60" Hood - Standard Colors = \$839

### Custom Color Change

30" Hood - Custom Colors = \$839  
 36" Hood - Custom Colors = \$839  
 48" Hood - Custom Colors = \$1,169  
 60" Hood - Custom Colors = \$1,169

For Ventilation Accessories - See Accessories Section Pg. 38

## ACCESSORIES

### RANGE BACKGUARDS

Model	Description	MAP
P30SLB	9" Low Back For 30" Ranges - Wall Mount - Stainless	\$ 339
P36SLB	9" Low Back For 36" Ranges - Wall Mount - Stainless	\$ 379
P48SLB	9" Low Back For 48" Ranges - Wall Mount - Stainless	\$ 399
P60SLB	9" Low Back For 60" Ranges - Wall Mount - Stainless	\$ 469
P30SHB	18" High Back For 30" Ranges - Wall Mount - Stainless	\$ 669
P36SHB	18" High Back For 36" Ranges - Wall Mount - Stainless	\$ 699
P48SHB	18" High Back For 48" Ranges - Wall Mount - Stainless	\$ 899
P60SHB	18" High Back For 60" Ranges - Wall Mount - Stainless	\$ 999
P30SHS	18" High Back With Shelf For 30" Ranges - Wall Mount - Stainless	\$ 799
P36SHS	18" High Back With Shelf For 36" Ranges - Wall Mount - Stainless	\$ 849
P48SHS	18" High Back With Shelf For 48" Ranges - Wall Mount - Stainless	\$ 949
P60SHS	18" High Back With Shelf For 60" Ranges - Wall Mount - Stainless	\$ 1,049

### RANGE/RANGETOP ACCESSORIES

Model	Description	MAP
P12CHBK	12" Cutting Board for 12" Griddles	\$ 89
P24CHBK	24" Cutting Board for 24" Griddles	\$ 169
CWR	Open Burner Wok Grate	\$ 169
PSWK-RNG	Sealed Burner Wok Grate	\$ 69

### WARMING DRAWER ACCESSORIES

Model	Description	MAP
CR-WDP-HK-CP	Chrome Polished Handle Kit (1 Handle) for Panel Ready Drawer	\$ 299
CR-WDP-HK-CS	Chrome Satin Handle Kit (1 Handle) for Panel Ready Drawer	\$ 299
CR-WDP-HK-BP	Brass Polished Handle Kit (1 Handle) for Panel Ready Drawer	\$ 299
CR-WDP-HK-BS	Brass Satin Handle Kit (1 Handle) for Panel Ready Drawer	\$ 299

### VENT HOOD ACCESSORIES

Model	Description	MAP
PS6DC30	6" Duck Cover for 30" Hood - Stainless	\$ 249
PS6DC36	6" Duck Cover for 36" Hood - Stainless	\$ 269
PS6DC48	6" Duck Cover for 48" Hood - Stainless	\$ 289
PS6DC60	6" Duck Cover for 60" Hood - Stainless	\$ 319
PS12DC30	12" Duck Cover for 30" Hood - Stainless	\$ 299
PS12DC36	12" Duck Cover for 36" Hood - Stainless	\$ 319
PS12DC48	12" Duck Cover for 48" Hood - Stainless	\$ 349
PS12DC60	12" Duck Cover for 60" Hood - Stainless	\$ 369

### UNDERCOUNTER REFRIGERATOR ACCESSORIES

Model	Description	MAP
CR-24PR-HK-CP	Chrome Polished Handle Kit (1 Handle) for Panel Ready Refrigerator	\$ 299
CR-24PR-HK-CS	Chrome Satin Handle Kit (1 Handle) for Panel Ready Refrigerator	\$ 299
CR-24PR-HK-BP	Brass Polished Handle Kit (1 Handle) for Panel Ready Refrigerator	\$ 299
CR-24PR-HK-BS	Brass Satin Handle Kit (1 Handle) for Panel Ready Refrigerator	\$ 299

### DRAWER REFRIGERATOR ACCESSORIES

Model	Description	MAP
CR-24DPR-HK-CP	Chrome Polished Handle Kit (2 Handles) for Panel Ready Refrigerator	\$ 399
CR-24DPR-HK-CS	Chrome Satin Handle Kit (2 Handles) for Panel Ready Refrigerator	\$ 399
CR-24DPR-HK-BP	Brass Polished Handle Kit (2 Handles) for Panel Ready Refrigerator	\$ 399
CR-24DPR-HK-BS	Brass Satin Handle Kit (2 Handles) for Panel Ready Refrigerator	\$ 399

## ACCESSORIES

### DISHWASHER ACCESSORIES

Model	Description	MAP
CR-24DWP-SS	OEM 24" Stainless Steel Dishwasher Panel (Handle Sold Separately)	\$ 649
CR-DWP-HK-CP	OEM 24" Dishwasher Handle Kit (1 Handle) - Chrome Polished	\$ 299
CR-DWP-HK-CS	OEM 24" Dishwasher Handle Kit (1 Handle) - Chrome Satin	\$ 299
CR-DWP-HK-BP	OEM 24" Dishwasher Handle Kit (1 Handle) - Brass Polished	\$ 299
CR-DWP-HK-BS	OEM 24" Dishwasher Handle Kit (1 Handle) - Brass Satin	\$ 299

### FULL SIZE REFRIGERATION HANDLE KIT - COLUMN REFRIGERATOR/FREEZER

Model	Description	MAP
CR-COL-HK-CP	OEM Column Refrigerator/Freezer Handle Kit (1 Handle) - Chrome Polished	\$ 299
CR-COL-HK-CS	OEM Column Refrigerator/Freezer Handle Kit (1 Handle) - Chrome Satin	\$ 299
CR-COL-HK-BP	OEM Column Refrigerator/Freezer Handle Kit (1 Handle) - Brass Polished	\$ 299
CR-COL-HK-BS	OEM Column Refrigerator/Freezer Handle Kit (1 Handle) - Brass Satin	\$ 299

### FULL SIZE REFRIGERATION HANDLE KIT - REFRIGERATOR/BOTTOM FREEZER

Model	Description	MAP
CR-RBF-HK-CP	OEM Refrigerator/Bottom Freezer Handle Kit (2 Handles) - Chrome Polished	\$ 399
CR-RBF-HK-CS	OEM Refrigerator/Bottom Freezer Handle Kit (2 Handles) - Chrome Satin	\$ 399
CR-RBF-HK-BP	OEM Refrigerator/Bottom Freezer Handle Kit (2 Handles) - Brass Polished	\$ 399
CR-RBF-HK-BS	OEM Refrigerator/Bottom Freezer Handle Kit (2 Handles) - Brass Satin	\$ 399

### FULL SIZE REFRIGERATION HANDLE KIT - FRENCH DOOR REFRIGERATOR

Model	Description	MAP
CR-FD-HK-CP	OEM French Door Refrigerator Handle Kit (3 Handles) - Chrome Polished	\$ 499
CR-FD-HK-CS	OEM French Door Refrigerator Handle Kit (3 Handles) - Chrome Satin	\$ 499
CR-FD-HK-BP	OEM French Door Refrigerator Handle Kit (3 Handles) - Brass Polished	\$ 499
CR-FD-HK-BS	OEM French Door Refrigerator Handle Kit (3 Handles) - Brass Satin	\$ 499

## MODIFICATION OPTIONS

### COLOR UPCHARGE - STANDARD + CUSTOM COLORS

Model	Description	MAP
COLOR-UC-1	Warming Drawer - MWD-302 - Standard	\$ 339
COLOR-UC-2	30" + 36" Single Wall Ovens - Standard MWOV301ES Single Wall Oven - Standard CR24D Undercounter Drawer - Standard CR24 Undercounter Refrigerator - Standard PSVH-30/36 Vent Hood - Standard CR-24DWP Dishwasher - Standard MWD-302 Warming Drawer - Custom	\$499
COLOR-UC-3	48" + 60" Double Door Ranges - Standard MWOV302ES Double Wall Oven - Standard PSVH-48/60 Vent Hood - Standard 30" + 36" Single Door Ranges - Custom MWOV301ES Single Wall Oven - Custom CR24D Undercounter Drawer - Custom CR24 Undercounter Refrigerator - Custom PSVH30/36 Vent Hood - Custom CR-24DWP Dishwasher - Custom	\$839
COLOR-UC-4	48" + 60" Double Door Ranges - Custom MWOV302ES Double Wall Oven - Custom PSVH48/60 Vent Hood - Custom	\$ 1,169

### HANDLE FINISH UPCHARGE - See Color Codes Below for Options (XX = Color In SKU)

Model	Description	MAP
H-SO-XX-UC	30" Single Wall Oven - 1 Handle	\$ 339
H-WD-XX-UC	30" Warming Drawer - 1 Handle	\$ 339
HK-30/36-XX-UC	30" + 36" Ranges + Rangetops - Knobs Only	\$449
H-CR24-XX-UC	24" Undercounter Refrigerator - 1 Handle	\$449
H-DO-XX-UC	30" Double Wall Oven - 2 Handles	\$669
HK-48/60-XX-UC	48" + 60" Ranges + Rangetops - Knobs Only	\$839
H-CRD24-XX-UC	2 Drawer Refrigerator - 2 Handles	\$839

All product Ordered with Handle and/or Knob upgrades "MUST" be submitted to SES on a standalone PO. (Can be added to a Color product PO as a separate line item). Add Product SKU and Pricing to the PO. Identify and add desired product "Category / Size and Cost" Upcharge SKU and Pricing to the PO as a separate Line item.

### CUSTOM RANGE/RANGETOP UPCHARGE

Model	Description	MAP
CRT-UC	Upcharge for modifications to the "Standard Top" configuration	\$ 669

All custom SKU configurations "MUST" be submitted to SES as a standalone PO. The Griddle, Grill and two burner segments may be repositioned to the left or right. The small 8K BTU OPEN burner may be moved but must remain in the back. When submitting a Custom Rangetop PO, Identify the standard product SKU cost and ADD \$400 to that price. Custom Rangetop Standalone PO's may include both Color and Handle/Knob Finish upgrades by adding the applicable SKUs and Pricing.

### STANDARD COLORS



### HANDLE/KNOB FINISHES

1. Brass Polished - BP
  2. Chrome Polished - CP
  3. Brass Satin - BS
  4. Chrome Satin - CS
-

## CAPITAL COOKING EQUIPMENT RESIDENTIAL PRODUCT WARRANTY

- TWO (2) Years full parts and labor covers entire product. (Light bulbs covered for 60 days after installation).
- FIVE (5) Years limited part replacement warranty. Covers part replacement, as noted below, due to malfunction during normal operation.

Ranges\*, Range Tops\*, & Ovens\*: All Burners, Heating Elements, Grates\*, Griddle Plates, & Over Racks Barbeques: Gas Valves & all burners (excluding infrared burners)

\*Excludes Porcelain Enamel Coating for oven and grates. Porcelain enamel is prone to wear over time and use.

- LIFETIME warranty\* (non-transferable) on stainless steel sheet metal body parts against rust.  
\*Excludes damage and normal heat discoloration. Does not include barbeque grates.

### TWO YEAR PARTS & LABOR WARRANTY

TWO (2) Year full parts and labor covers entire product with the exception of painted or decorative parts listed below\*. (Light bulbs covered for 60 days after installation). Standard shipping only. Expedited shipping will be at customer expense.

\*Painted and decorative parts will be warranted for 90 days from date of original purchase. Any damages or defects must be reported within this timeframe. Replacement painted parts may have slight color variations from the original parts due to normal manufacturing variables.

### FIVE YEAR LIMITED PART REPLACEMENT WARRANTY

FIVE (5) Years limited part replacement warranty. Covers part replacement, as noted below, due to malfunction during normal operation.

- Ranges\*, Range Tops\*, & Ovens\*: All Burners\*\*, Heating Elements, Grates\*, Griddle Plates, & Oven Racks
- Barbeques: Gas Valves & all burners (excluding infrared burners)
- Parts will be provided at no cost to the owner with proof of purchase. All other expenses, such as labor and freight, will be the responsibility of the owner

\*Excludes Porcelain Enamel Coating for ovens and grates. Porcelain enamel is prone to wear over time and use.

\*\*Unless covered by LIFETIME warranty

### LIFETIME WARRANTY

LIFETIME warranty (non-transferable) on stainless steel sheet metal body parts, and Outdoor stainless steel tubular barbeque burners (excludes Professional and Pro series), against corrosion (excludes stainless steel barbeque grates and coverage for neglect, abuse, damage, normal heat discoloration). Proof of purchase required (freight not included).

## **WILL PAY FOR:**

All repair, labor, and parts found to be defective due to materials or workmanship for one (1) full year are covered by Capital's "In Home" warranty. This does not apply if the unit was subjected to other than normal household use. An Authorized Factory Service Agent must provide service during normal working hours. No charges will be made for repair or replacement at the location of original installation. No charges will be made for defective factory parts returned pre-paid, through the dealer, and claimed within the warranty period. All claims, regardless of warranty or non-warranty, must be documented with photos and a detailed description and/or narrative of the problem and submitted to Capital's service department.

Warranty replacement of parts for the first year will be freight prepaid by Capital and shipped regular ground. Requests for expedited shipments must be paid by the customer. Capital Cooking will not be liable for additional transportation costs, labor, costs, taxes or export/import duties. This warranty shall not apply, nor can we assume responsibility for damage that might result from failure to follow the manufacturer's instructions or local codes where the appliance has been tampered with or altered in any way or which, in the judgment of Capital, has been subjected to misuse, negligence, or accident. Implied warranty shall not extend beyond the duration of this written warranty. This warranty is in lieu of all other warranties, expressed or implied and all other obligations or liability in connection with the sale of this product.

## **WILL NOT PAY FOR:**

- Installation or start-up.
- Shipping damage that is not a direct result of factory packaging (for example freight handling).
- Service by an unauthorized agent or agency.
- Use of unauthorized parts.
- Service during hours other than normal working hours.
- Improper installation.
- Instructional service visits on operation of products or features, incorrect installation, reset of circuit breakers or replacement of fuses.
- Repair for other than normal household use.
- Damage or malfunction caused by improper maintenance, care, and cleaning of the product.
- Damage caused by accident, abuse, alteration, misuse, incorrect installation or an installation not in accordance with local codes. Unit(s) installed in non-residential applications.
- Travel costs for isolated geographic locations and/or outside of 50 miles total travel distance or two hours travel time, round trip. Travel requiring plane, ferry, train, etc., costs.
- Shipping and labor costs beyond the one year after purchase, unless specifically covered under the limited or lifetime warranty.

This warranty applies to appliances used in residential applications only. It does not cover commercial usage and/or installations. This warranty is for products purchased and retained in the 50 States of the U.S.A., the District of Columbia, and Canada. The full and limited warranty applies even if you should move during the warranty period. Should the original purchaser sell the appliance during the warranty period, the new owner continues to be protected until the expiration date of the original purchaser's warranty period, with the exception of the lifetime warranty. You may also have other rights, which vary from State to State.

MODE  
superior products by design

MODEVEGAS

9560 South Rainbow Blvd.

Las Vegas, NV 92807

P 714.523.1511

F 714.522.0875

[orders@modedistributing.com](mailto:orders@modedistributing.com)